

TOBACCO CONTROL IN OIC MEMBER COUNTRIES

Statistical, Economic and Social Research and Training
Centre for Islamic Countries (SESRTCIC)

Organization of the Islamic Conference

TOBACCO CONTROL IN OIC MEMBER COUNTRIES



Statistical, Economic and Social Research and
Training Centre for Islamic Countries (SESRTCIC)

**Statistical, Economic and Social Research and Training
Centre for Islamic Countries (SESRTCIC)**

Attar Sokak No. 4, 06700 GOP, Ankara, TURKEY

Tel: (90-312) 468 6172 (4 lines) Fax: (90-312) 468 5726

E-mail: oicankara@sesrtcic.org Web: www.sesrtcic.org

Foreword

Tobacco is the only consumer product that kills its users when used exactly as recommended by the manufacturer. The epidemic of tobacco use, through the consumption of cigarettes and other tobacco products and exposure to tobacco smoke, is one of the greatest global threats to health. Tobacco products cause nearly 5 million deaths each year, most of which occur at the productive middle ages resulting in a large number of life years lost to premature mortality. The future appears even worse under the present trends in tobacco consumption.

Today, many developing countries, including OIC Members, are experiencing an enormous increase in non-communicable diseases, most of which, such as cancer, cardiovascular and respiratory diseases, have been associated with tobacco use. The most recent available data indicate that smoking prevalence in OIC Member Countries is quite high, placing them among the countries with the highest smoking rates in the world.

The adoption of the World Health Organization Framework Convention on Tobacco Control (WHO FCTC) in May 2003 was, indeed, a clear indicator on the recognition that the tobacco epidemic is a global challenge demanding concrete international and national action. The WHO-FCTC is the first international legal instrument designed to promote national action and global cooperation to counter the worldwide spread of the tobacco epidemic. It calls upon countries to give priority to their right to protect public health, regulate the nature of tobacco products and control the harm caused by companies producing them.

Some OIC Member Countries have managed to embark on national initiatives to control tobacco use in their countries. The willingness of OIC Member Countries to control tobacco use is, in fact, clearly seen through the high number of countries taking part in the WHO-FCTC, where 45 countries signed the Convention and 38 of which ratified it. Yet, it seems that the regulatory infrastructures for tobacco control in most of these countries are still insufficient, giving reason for calls for more action to establish sound national legal systems for curbing the tobacco epidemic.

OIC Member Countries should assign higher priority to capacity building so as to establish and pursue an effective setting for tobacco control. There is an urgent need for developing consensus and political commitment on attaining the vision embodied in the WHO-FCTC. In this connection, Member Countries should be presented with suitable training programs on getting technical assistance for the implementation of the tobacco control strategies and principles included in the FCTC.

Tobacco control is about people, and for the well-being of people. More importantly, it is about our children, and for saving the future of our children.

Dr. Savas Alpaya
Director General

Contents

INTRODUCTION	1
I. GLOBAL OUTLOOK ON TOBACCO AND THE SITUATION IN OIC MEMBER COUNTRIES	3
A. Production.....	3
B. Trade.....	4
C. Consumption and Smoking Prevalence.....	7
D. Health.....	10
II. THE FRAMEWORK CONVENTION ON TOBACCO CONTROL	15
A. Key Tobacco Control Measures	16
B. Developing the Necessary National Structures	17
C. Strengthening National Capacity for Tobacco Control.....	17
D. The Adoption of the FCTC by OIC Member Countries.....	19
III. TOBACCO CONTROL LEGISLATION	21
A. Legislation Infrastructure for Tobacco Control in OIC Member Countries.....	21
B. Guidance for Developing National Legislation for Tobacco Control	24
IV. CONCLUSION.....	27
V. REFERENCES.....	29
APPENDICES.....	31
Appendix 1. Smoking Prevalence in OIC Member Countries.....	33
Appendix 2. Number of Deaths by Cause in OIC Member Countries.....	34
Appendix 3. Death Rates per 100.000 by Cause in OIC Member Countries.....	35
Appendix 4. Definition of terms used in the Profiles to describe national tobacco control legislation..	36
Appendix 5. Tobacco Control Country Profiles	37

Figures

Figure 1: World Tobacco Production by Income Level of Countries (2005)	3
Figure 2: World Tobacco Trade by Geographical Region	4
Figure 3: World Tobacco Trade by Income Level of Countries (2005).....	5
Figure 4: Tobacco Trade of OIC Member Countries.....	5
Figure 5: Top Five Cigarettes Exporters in the OIC.....	6
Figure 6: Top Five Cigarettes Importers in the OIC.....	6
Figure 7: Smoking Prevalence in the World	8

Tables

Table 1: World Tobacco Production by Geographical Regions.....	3
Table 2: Tobacco Production of OIC Member Countries by Region	4
Table 3: Tobacco Trade of OIC Member Countries (2005)	6
Table 4: Annual Cigarette Consumption per Person in OIC Member Countries	7
Table 5: Smoking Prevalence among Male and Females: The World and the OIC.....	9
Table 6: Mortality due to Smoking in Developing and Industrialized Countries, 2000 (Millions)	10
Table 7: Cigarette Consumption and Mortality: Just a Coincidence?	11
Table 8: Deaths from Smoking-Attributable Diseases: World and the OIC (2002)	12
Table 9: OIC Member Countries and the FCTC: Signatories and Ratifications.....	20
Table 10: Tobacco Bans and Restrictions in OIC Member Countries.....	22
Table 11: Tobacco Requirements and Regulations in OIC Member Countries	23
Table 12: Other Provisions for Tobacco Control in OIC Member Countries.....	24

INTRODUCTION

Tobacco production, trade and consumption have critical economic aspects for many economies. Cigarettes are extensively traded and are profitable commodities, whose production and consumption have an impact on the social and economic resources of developed and developing countries alike. From this standpoint, many governments avoid taking action to control smoking –such as higher taxes, comprehensive bans on advertising and promotion, or restrictions on smoking in public places– because of concerns that their interventions might have harmful economic consequences. The economic aspects of tobacco use are therefore critical to the debate on its control.

However, despite the importance of tobacco to an economy, the full implications of tobacco business may not be as advantageous as expected at the household, community, and national level. There is a certain heavy burden that tobacco places on the public, most notably on its health. Tobacco is among the greatest causes of preventable and premature deaths in human history.

Today, the consumption of cigarettes and other tobacco products and exposure to tobacco smoke are the world's leading preventable cause of death, responsible for about 5 million deaths a year. Given the present trends in tobacco consumption, this number is projected to grow to 10 million per year by 2030, being the single biggest cause of death worldwide, unless available and effective interventions are urgently and widely adopted. Already about half of these deaths are in high-income countries, but recent and continued increases in the developing world are causing the tobacco-related burden to shift increasingly to low- and middle-income countries. Accordingly, by 2030, seven of every ten tobacco-attributable deaths will be in developing countries, half before the age of 70, in productive middle age, each losing 20 to 25 years of life. Therefore, the main battlefield against tobacco use is now in these countries.

The tobacco epidemic is being spread and reinforced worldwide by a number of factors with cross-border effects, including trade liberalization, foreign direct investment, and other factors such as global marketing, transnational tobacco advertising, promotion and sponsorship, and the international movement of contraband and counterfeit cigarettes. Therefore, tobacco control requires both national and international action. Strong commitment to reduce the burden of tobacco use must be a priority for all countries to improve public health and reduce poverty worldwide.

Already, the recognition of the importance and urgency of tobacco control worldwide led to the adoption by 192 Member States at the World Health Assembly in May 2003 of the WHO Framework Convention on Tobacco Control (WHO FCTC), the product of four years of inter-governmental negotiations. The FCTC is the first international legal instrument designed to promote national action and global cooperation to counter the worldwide spread of the tobacco epidemic. The FCTC has been a legally binding treaty for all the ratifying countries since 2005.

Recognizing the importance of tobacco control for OIC Member Countries, the Statistical, Economic and Social Research and Training Centre for Islamic Countries (SESRTCIC) has prepared this study with the aim of contributing to the endeavors of Member Countries as well as to the concerted global action in the fight against the scourge of tobacco. In this context, the study is organized as follows.

The first part takes a picture of the global outlook of tobacco in terms of production, international trade, consumption, and health with a comparison of countries by geographical regions and level of development along with the situation in the OIC Member Countries.

The second part presents general information about the WHO FCTC, including the key tobacco control measures it suggests, the core elements to develop the necessary national structures, and additional strategies to strengthen national capacity for tobacco control. Furthermore, it analyzes the current status of Member Countries in the FCTC, those with and without signatures and/or ratifications to the Convention.

The third part addresses the issue of tobacco control legislation, the regulatory infrastructure for tobacco control in OIC Member Countries, and also includes introduction of some sources published to provide guidance for developing national legislation for tobacco control.

Finally, the last part concludes the study with an overall evaluation and traces for some implications, highlighting some focal points in the challenge of tobacco control.

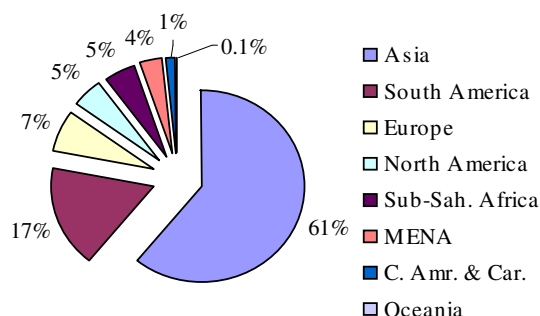
I. GLOBAL OUTLOOK ON TOBACCO AND THE SITUATION IN OIC MEMBER COUNTRIES

A. Production

Each year, more than 6 million tons of tobacco is produced throughout the world. Asia, with 4 million tons of production in 2005, is by far the leading producer of tobacco, followed by South America with 1.1 million tons (Table 1). Compared to these two regions, the others produce relatively small amount of the world tobacco, Oceania being the smallest producer.

Table 1: World Tobacco Production by Geographical Regions, 2005

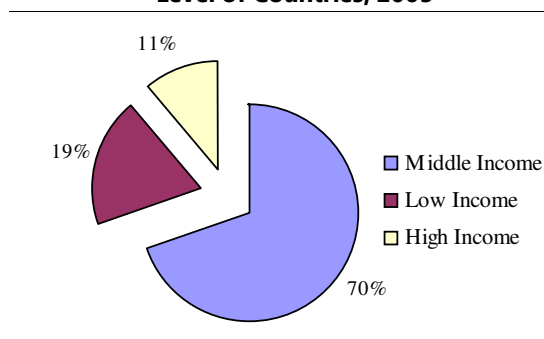
	Tons
WORLD	6,616,650
Asia	4,005,700
South America	1,135,823
Europe	482,487
North America	333,170
Sub-Saharan Africa	325,164
Middle East and North Africa	240,038
Central America & the Caribbean	90,005
Oceania	4,263



Source: FAOSTAT Database.

The relative shares of the regions in tobacco production are stable over time. As of 2005, the largest share belongs to Asia with 61%, followed by South America with 17%, Europe with 7%, North America with 5%, Sub-Saharan Africa with 5%, Middle East and North Africa with 3.6%, Central America and the Caribbean with 1.4%, and lastly Oceania with 0.06%.

Figure 1: World Tobacco Production by Income Level of Countries, 2005



Source: FAOSTAT Database.

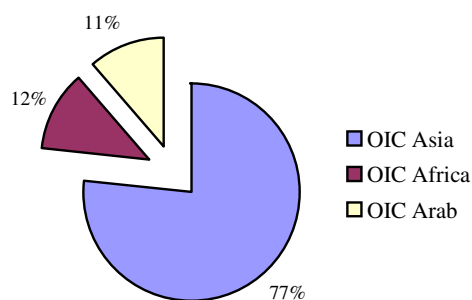
Considering the classification of countries by income level, it is not surprising that, of the 6.6 million tons of tobacco production in 2005, 70% is produced by middle-income-countries and 19% by low-income countries. On the other hand, the share of high income countries is only 11%.

In 2005, China, with 2.7 million tons, was the largest producer of tobacco in the world, followed by Brazil (0.9 million ton), India (0.6 million ton), United States of America (0.3 million ton), and Argentina (0.2 million tons).

OIC Member Countries, with 0.7 million tons of total production each year, hold a small portion of the overall production (10-11%). In 2005, OIC Member Countries produced 681 thousand tons, of which 523 thousand tons were by OIC Asian, 80 thousand tons by OIC African, and 78 thousand tons by OIC Arab countries.

Table 2: Tobacco Production of OIC Member Countries by Region, 2005

	Tons	%
WORLD	6,616,650	100
OIC TOTAL	680,608	10.29
OIC Asia	522,587	7.90
OIC Africa	79,959	1.21
OIC Arab	78,062	1.18



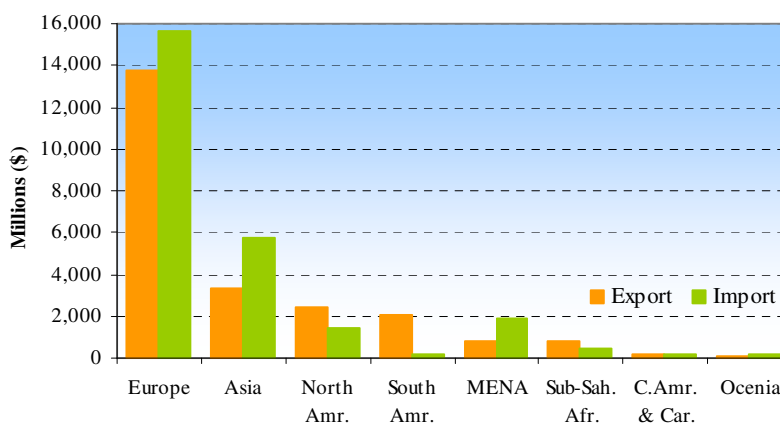
Source: FAOSTAT Database.

Most of the tobacco production in the OIC Member Countries is carried out by Asian members. With a small decrease in the last two years, Asian group produced 77% of the OIC Member Countries total, while the rest was shared almost equally by African and Arab groups (11-12%). In 2005, Indonesia and Turkey, each with 141 thousand tons, were the largest producers of tobacco in the OIC Member Countries, followed by Pakistan (101 thousand tons), Bangladesh (39 thousand tons), and Uganda (31 thousand tons)¹.

B. Trade

In 2005, global tobacco trade amounted to \$49.4 billions². Despite having a small share in tobacco production, Europe is the leading region in tobacco exports and imports (Figure 2). However, the small share of production with more imports than exports indicates a high consumption rate in the region.

Figure 2: World Tobacco Trade by Geographical Region



Source: United Nations Commodity Trade Statistics Database (UN COMTRADE).

On the other hand, contrary to the expected flow, Asia, the largest producer of tobacco, exported less than its imports. This result is a clear sign of extremely high tobacco consumption in the region.

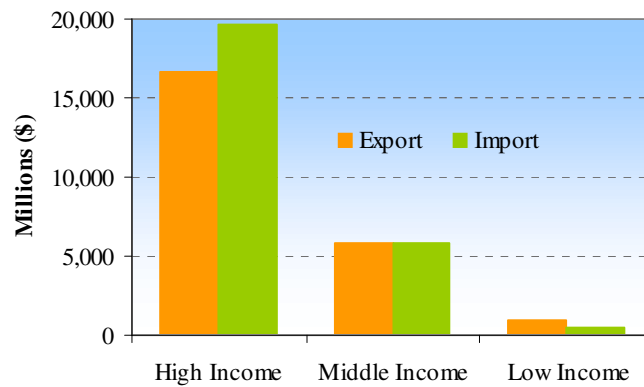
¹ Indonesia, Turkey and Pakistan positioned as the 6th, 7th and 10th in world top producers of tobacco in 2005.

² Global tobacco exports and imports amounted to \$23.5 billions and \$25.9 billions, respectively. The difference between exports and imports arises due to the fact that values for imports are recorded as a CIF-type value, and values for exports as a FOB-type value.

From an economic point of view, Americas and Sub-Saharan Africa, as net exporters of tobacco, are benefiting from tobacco trade. On the contrary, Europe, Asia, Middle East & North Africa, and Oceania, as net importers of tobacco, are experiencing a deficit in terms of tobacco trade.

The same picture of production-export gap holds true also when considering income levels of countries. As mentioned above, middle- and low-income countries are responsible for about 90% of world tobacco production. However, their share in world tobacco export is about 30%. As seen in Figure 3, total tobacco exports of these countries in 2005 were about \$6.9 billions while high-income countries exported a volume of \$16.6 billions.

Figure 3: World Tobacco Trade by Income Level of Countries (2005)

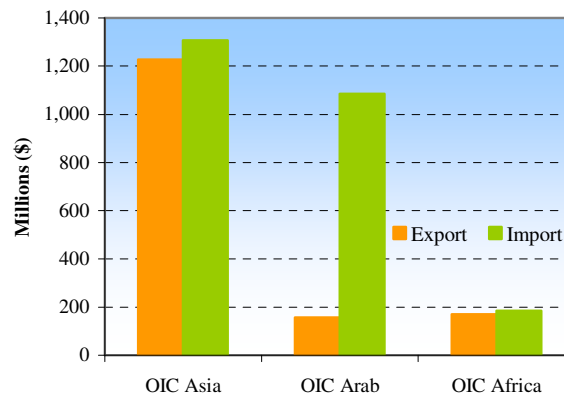


Source: United Nations Commodity Trade Statistics Database (UN COMTRADE).

On the other hand, whereas high-income countries are net importers, tobacco trade of middle-income countries is almost in balance, slightly in favor of exports, while low-income countries are net exporters as a group.

OIC Member Countries exports tobacco less than they import (Figure 4). All the groups, especially the Arab region, import more than they export, indicating a high consumption rate and a trade deficit in tobacco. To this end, the OIC Member Countries as a whole is economically disadvantaged in the trade of tobacco.

Figure 4: Tobacco Trade of OIC Member Countries



Source: United Nations Commodity Trade Statistics Database (UN COMTRADE).

The share of OIC Member Countries in global tobacco trade is lower than its share in production: 6.6% in exports, and 10% in imports (Table 3). OIC Asia group is responsible for about 5% of both figures.

Table 3: Tobacco Trade of OIC Member Countries (2005)

	Export			Import		
	Million \$	% of Total	Of Which are Cigarettes (%)	Million \$	% of Total	Of Which are Cigarettes (%)
World	23,474	100.0	61.0	25,877	100.0	59.5
OIC Total	1,555	6.6	40.2	2,577	10.0	49.1
OIC Asia	1,228	5.2	37.1	1,307	5.0	44.7
OIC Arab	157	0.7	89.4	1,085	4.2	60.6
OIC Africa	170	0.7	17.1	185	0.7	12.4

Source: United Nations Commodity Trade Statistics Database (UN COMTRADE).

Considering cigarettes, our main concern in this paper, we can shed light on the actual situation that makes sense for the health of people and economies of the Member Countries. 61% of world tobacco exports are in forms of cigarettes. This ratio is 40% in Member Countries. The relative low share may be explained by the fact that tobacco exports of the Members are mostly of unmanufactured tobacco or other forms of manufactured tobacco, including smoking and chewing tobacco and snuff. On the other hand, despite the smallest share in tobacco production and export of the Member Countries, Arab members' tobacco exports mostly consist of cigarettes; 89%.

As for cigarettes imports, 60% of world tobacco imports are cigarettes. Cigarettes account for half of tobacco imports of the Members. This ratio rises up to 61 % in the Arab group, while only 12% in the African group.

Figure 5: Top Five Cigarettes Exporters in the OIC

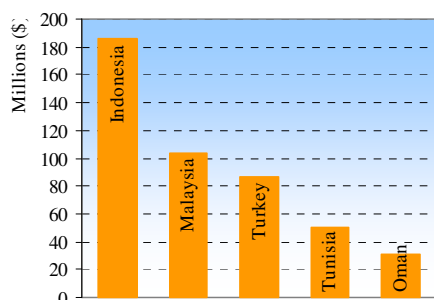
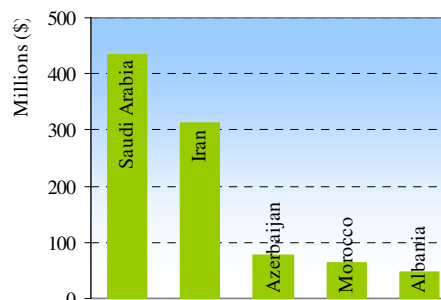


Figure 6: Top Five Cigarettes Importers in the OIC



Source: United Nations Commodity Trade Statistics Database (UN COMTRADE).

Indonesia, with \$186 millions of cigarettes export, is the leading country in the OIC, followed by Malaysia (104m), Turkey (87m), Tunisia (50m), and Oman (31m) (Figure 5). However, these figures of cigarettes exports account for less than 1% of the total exports of each country. On the other hand, Saudi Arabia, with \$434 millions of cigarettes import, takes the lead, followed by Iran (314m), Azerbaijan (77m), Morocco (63m), and Albania (48m). Similarly, these figures account for quite a small portion of total imports of these countries: 1.8% for Albania and Azerbaijan, and less than 1% for the others.

C. Consumption and Smoking Prevalence

Global cigarette consumption is increasingly rising; more people are smoking, and each smoker is consuming more and more cigarettes. Cigarettes account for the largest share of manufactured tobacco products in the world –96% of total sales. Except for chewing tobacco in India and possibly kreteks (indigenous cheroots containing tobacco, cloves and cocoa) in Indonesia, and maybe some other kinds in other countries, cigarettes are the most common method of consuming tobacco throughout the world.

In 2002, 5,604 billions of sticks of cigarettes were consumed throughout the world, and it is estimated that, if current trends continue, smokers will consume 9 trillion cigarettes annually by 2025. On the other hand, only five countries –China, USA, Russian Federation, Japan, and Indonesia– consume more than half of the world’s cigarettes (See Table 7). China, on its own, accounts for about one third of all cigarettes smoked (Mackay, Eriksen and Shafey, 2006, 32-33).

Of OIC Member Countries with available data, Bahrain consumes most cigarettes per person: 2.6 thousand in a year (Table 4). People in other 10 Member Countries consume more than one thousand cigarettes in a year. Nevertheless, OIC average is lower than the world average, and also than the averages of developed and developing countries. However, incompleteness of data for the members should be kept in mind while evaluating these figures. For instance, in Table 4, data for some Member Countries with highest smoking prevalence rates, such as Afghanistan, Djibouti, and Guinea (see Table 5), is not available. This lack of data, with no doubt, is hiding the real picture.

Table 4: Annual Cigarette Consumption per Person in OIC Member Countries*

Country	Cigarettes per Person	Country	Cigarettes per Person
Bahrain	2,609	Pakistan	618
Kazakhstan	1,956	Yemen	577
Tunisia	1,865	Cameroon	471
Jordan	1,699	Uzbekistan	443
Egypt	1,414	Senegal	344
Turkey	1,373	Togo	339
Kuwait	1,362	Bangladesh	243
Malaysia	1,246	Côte d'Ivoire	192
Albania	1,196	Burkina Faso	191
Syria	1,161	Nigeria	179
Indonesia	1,122	Uganda	154
Guyana	965		
Saudi Arabia	917	AVERAGES**	
Azerbaijan	904	OIC	917
Iran	807	World	1,246
Algeria	794	Developed C.	1,901
Morocco	733	Developing C.	1,017
Gabon	726		

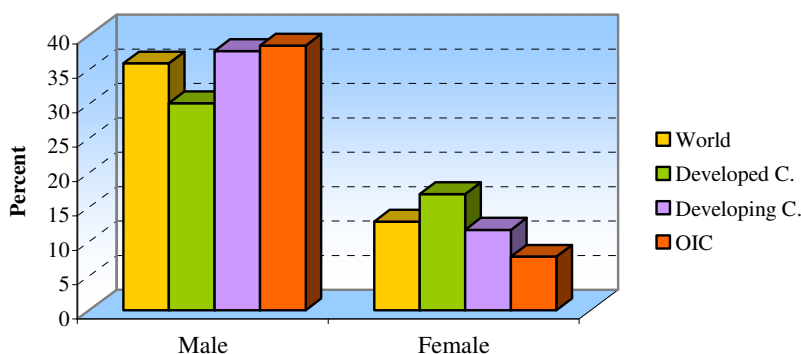
Source: J. Mackay, M. Eriksen and O. Shafey (2006), *The Tobacco Atlas*, Second Edition, American Cancer Society Publications.

* 2004 or latest available data.

** For countries with available data.

As to smoking prevalence, almost 1.3 billion people in the world smoke and approximately 1 billion of them are men –about 30% of men in developed countries, and 38% in developing countries. Trends in both developed and developing countries show that male smoking rates are declining, though extremely slowly. In general, the quit rate of higher-educated people is higher, so that smoking is becoming more common among the poorer, less educated males.

Figure 7: Smoking Prevalence in the World*



Source: J. Mackay, M. Eriksen and O. Shafey (2006), *The Tobacco Atlas*, Second Edition, American Cancer Society Publications.

* Averages of countries with available data.

Top ten countries with highest reported smoking rates among men include five OIC Member Countries, which deserves special attention (Table 5). With need to emphasize, 82% of men in Afghanistan, 77% of men in Yemen, and 75% of men in Djibouti smoke. In addition, more than half of the men in all the top ten countries in the OIC smoke. On the other hand, OIC average of male smoking (38.5%) is higher than the world average, and also than the average of developed and developing countries (Figure 7).

As for women, about 250 million women in the world are daily smokers; 17% of women in developed countries, and 12% of women in developing countries. Cigarette smoking among women is declining in many developed countries, notably Australia, Canada, the UK and USA, but this trend is not observed in all developed countries. *If women start smoking like men, it will be an unmitigated global public disaster. "Preventing an increase in smoking among women in developing countries would have a greater impact than any other health measure."* (Mackay, Eriksen and Shafey, 2006, p. 24).

Cook Islands take the lead with 71% of women smoking. Two countries among the top ten with highest reported smoking rates among women in the world are OIC members; Guinea with 47% and Lebanon with 31%. Except for these two countries, smoking prevalence among women in all other Member Countries is less than 30%. Moreover, the figures show that women in OIC Member Countries, on average, smoke less than the women in the developed and developing countries (Figure 7).

Table 5: Smoking Prevalence among Male and Females: The World and the OIC*

Top Ten Countries with Highest Smoking Rates						Selected Developed Countries				
Male				Female						
World		OIC		World		OIC		Percentages		
Country	%	Country	%	Country	%	Country	%	Country	Male	Female
<i>Afghanistan</i>	82.0	Afghanistan	82.0	Cook Islands	71.1	Guinea	47.3	Japan	46.0	14.0
<i>Yemen</i>	77.0	Yemen	77.0	Nauru	59.0	Lebanon	30.6	Germany	37.0	28.0
<i>Djibouti</i>	75.0	Djibouti	75.0	<i>Guinea</i>	47.3	Yemen	29.0	Netherlands	35.0	28.0
China	67.0	Kazakhstan	65.3	Chile	36.8	Bangladesh	26.7	France	30.0	21.0
Cambodia	66.7	Albania	60.0	Serbia and Mont.	33.6	Albania	18.0	Ireland	28.0	26.0
<i>Kazakhstan</i>	65.3	Guinea	58.9	Kiribati	32.3	Turkey	17.6	United Kingdom	27.0	25.0
Korea Rep.	64.9	Indonesia	58.3	Macedonia, FYR	32.0	Afghanistan	17.0	USA	24.0	19.0
Armenia	61.8	Bangladesh	54.8	Tuvalu	31.0	Comoros	17.0	Canada	22.0	17.0
Russian Fed.	60.4	Kyrgyzstan	51.0	<i>Lebanon</i>	30.6	Maldives	15.6	Australia	18.0	16.0
Albania	60.0	Jordan	50.5	Bosnia and Herz.	29.7	Egypt	12.1	Sweden	16.0	18.0
World Average	35.9	OIC Average	38.5	World Average	12.9	OIC Average	7.8	Developed C. Av.	30.1	16.9

Source: J. Mackay, M. Eriksen and O. Shafey (2006), *The Tobacco Atlas*, Second Edition, American Cancer Society Publications.

* Data for the most recent year.

On the other hand, smoking rates between girls and boys are almost the same. In half of countries surveyed in the Global Youth Tobacco Survey (GYTS), there were no gender differences in cigarette smoking. Tobacco use among girls is increasing worldwide, and in parts of Europe and South America, even girls are smoking more than boys.

The factors that increase the risk of girls smoking are broadly similar to those of boys: tobacco industry promotion, easy access to tobacco products, low prices, peer pressure, their parents and peers using tobacco and approving of smoking, and the misperception that smoking enhances social popularity (Mackay, Eriksen and Shafey, 2006, p. 30).

D. Health

Given that cigarette smoke contains a number of known human carcinogens and other toxics, smoking has been associated with increased mortality from several diseases. As a result, in countries where smoking has been common for a long period of time, tobacco use accounts for a significant proportion of mortality, illustrated by estimates of smoking attributable deaths.

According to a study by Ezzati and Lopez (2004), smoking attributable deaths worldwide accounted for 4.83 million in 2000 (12% of total global adult –aged ≥30 years– mortality). The shares of adult male and female total mortality due to smoking were 18% and 5%, respectively. Of these deaths, 2.69 million were among those aged 30–69 years, resulting in a large number of life years lost to premature mortality.

Almost 4 million men and 1 million women died in 2000 due to smoking related illnesses, more men in developing and more women in developed countries (Table 6). Although developing and industrialized countries accounted for almost equal numbers of global mortality, the burden of disease associated with tobacco use was much higher in developing countries. This is because in general smoking-caused mortality in developing countries occurs at earlier ages than in industrialized nations, accounting for a larger loss of life from premature mortality.

Table 6: Mortality due to Smoking in Developing & Industrialized Countries, 2000 (Millions)

	Male	Female	Total
Developing	2,02	0,38	2,41
Industrialized	1,81	0,61	2,43
Total	3,84	1,00	4,83

Source: M. Ezzati and A.D. Lopez (2004), "Smoking and Oral Tobacco Use", in *Comparative Quantification of Health Risks*, WHO Publications.

Smoking has been associated with a number of diseases, notably cancer (particularly lung cancer), cardiovascular diseases, and respiratory diseases. When consumption data is compared with mortality data, a noteworthy observation emerges: Of the top 5 cigarette-consuming countries, 4 are again in the top 5 countries with highest deaths from smoking attributable diseases mentioned above (Table 7). Yet again, the other country, Japan, ranks as the 6th in smoking attributable deaths. Replacing Japan in the top 5, India, though not of top smokers, ranks as the 2nd country with highest deaths. Obviously, this may be explained by the high prevalence of chewing tobacco in the country, rather than cigarette smoking.

Table 7: Cigarette Consumption and Mortality: Just a Coincidence?

Top 5 Cigarette Consuming Countries		Countries with highest deaths caused by smoking attributable diseases	
Country	Number of Cigarettes Consumed (Billions)	Country	Number of Deaths* (1000)
China	1,800	China	6,171.9
USA	402	India	4,164.2
Russian Fed.	363	Russian Fed.	1,798.7
Japan	312	USA	1,663.9
Indonesia	173	Indonesia	766.6
		Japan	668.2

Source: J. Mackay, M. Eriksen and O. Shafey (2006), *The Tobacco Atlas*, Second Edition, American Cancer Society Publications; WHO (2004), "Estimated total deaths by cause and WHO Member State, 2002"

* The sum of deaths from (i) Malignant neoplasms (cancer), (ii) Cardiovascular diseases, and (iii) Respiratory diseases.

According to the WHO estimates, of the total deaths of 57 million in 2002, 27.5 (48%) were caused by a few main smoking-attributable diseases³ (Table 8), constituting 82% of all noncommunicable diseases. Among these, cardiovascular diseases took the lead causing 16.7 million deaths, and these were followed by cancer (7.1m) and respiratory diseases (3.7m). The deaths mostly occurred in developing countries (80%).

In OIC Member Countries, 4.2 million people died from smoking-attributable diseases in 2002, constituting 15% of the worldwide deaths. Moreover, death rate (age-standardized, per 100,000 people) in the OIC was higher than that in the developing world, set aside that in the world as a whole. This was because of the higher death rates in cardiovascular and respiratory diseases in the OIC relative to other countries on average, though deaths from cancer were quite lower.

To be more specific, smoking-related diseases can be given in more detailed types of illnesses by each category. Table 8 represents some of these diseases under sub categories which are found to be highly correlated with smoking. Accordingly, mouth and oropharynx cancers and trachea, bronchus, and lung cancers under cancer category; ischaemic heart disease and cerebrovascular disease (stroke) under cardiovascular diseases category; and, chronic obstructive pulmonary disease and asthma under respiratory diseases category are considered to be the primary diseases most likely to be caused, provoked, or triggered (precipitated or worsened) by tobacco use or exposure to tobacco smoke.

Trachea, bronchus, and lung cancers account for 18% of all cancers throughout the world, killing 1.2 million people around the world. This ratio is higher in developed countries (22%) than in developing countries (16%). Out of every 100,000 people, 26 from developed and 13 from developing countries die of these cancers. Those dying from these cancers in the OIC Member Countries account for 12% of deaths caused by all cancer incidences in the OIC. Also, 12 out of every 100,000 people in the OIC are estimated to have been killed by these cancers.

³ Although not all the deaths from these diseases can be attributed to tobacco use, prior research has proved that a significant portion of these deaths are associated with smoking (see Ezzati and Lopez, 2004; Peto et al., 2006).

Table 8: Deaths from Smoking-Attributable Diseases: World and the OIC (2002)

	World			Developed Countries				Developing Countries				OIC Member Countries			
	Number (1000)	% of non-communicable diseases	Deaths per 100.000 people*	Number (1000)	% of World Total	% of non-communicable diseases	Deaths per 100.000 people*	Number (1000)	% of World Total	% of non-communicable diseases	Deaths per 100.000 people*	Number (1000)	% of World Total	% of non-communicable diseases	Deaths per 100.000 people*
Total (I+II+III)	27,511	82.2	561	5,584	20.3	79.8	360	21,927	79.7	82.8	612	4,234	15.4	77.8	655
I. Cancer	7,109	21.2	131	2,068	29.1	29.5	131	5,041	70.9	19.0	131	852	12.0	15.7	124
Mouth and oropharynx cancers	317	0.9	6	41	12.8	0.6	3	277	87.2	1.0	6	60	18.8	1.1	6
Trachea, bronchus, lung cancers	1,242	3.7	16	457	36.8	6.5	26	785	63.2	3.0	13	99	7.9	1.8	12
II. Cardiovascular diseases	16,704	49.9	372	3,024	18.1	43.2	202	13,681	81.9	51.7	416	2,874	17.2	52.8	463
Ischaemic heart disease	7,195	21.5	149	1,357	18.9	19.4	87	5,839	81.1	22.1	164	1,331	18.5	24.5	196
Cerebrovascular disease	5,502	16.4	107	770	14.0	11.0	48	4,732	86.0	17.9	122	734	13.3	13.5	120
III. Respiratory Diseases	3,697	11.0	57	492	13.3	7.0	27	3,205	86.7	12.1	65	508	13.7	9.3	68
Chronic obstructive pulmonary disease	2,746	8.2	32	305	11.1	4.4	16	2,441	88.9	9.2	36	299	10.9	5.5	37
Asthma	240	0.7	7	28	11.7	0.4	3	212	88.3	0.8	9	57	23.9	1.1	9

Source: WHO (2004), "Estimated total deaths by cause and WHO Member State, 2002"

*Age Standardized Death Rates.

On the other hand, deaths from ischaemic heart disease and cerebrovascular disease (stroke) together account for 76% of all deaths from cardiovascular diseases, equal to 38% of deaths from all noncommunicable diseases and killing 12.7 million people around the world. 81% of deaths from these illnesses occurred in developing countries, signaling for the need to take urgent measures through tobacco control mechanisms in these countries in order at least to eliminate the role of tobacco in these diseases. Although not all the deaths from these diseases can be attributed to tobacco use, prior research has proved that a significant portion of these deaths are associated with smoking (see Ezzati and Lopez, 2004; Peto et al., 2006).

In the case of respiratory diseases, deaths again matter much more for developing countries, whose deaths account for 87% of worldwide deaths from respiratory diseases, losing 3.7 million people. Chronic obstructive pulmonary disease (COPD) is responsible for 74% of all deaths caused by respiratory diseases, and 8% of all deaths from noncommunicable diseases. Out of every 100,000 people around the world, 32 died of COPD. This ratio is 16 and 36 in developed and developing countries, respectively, while 37 in OIC Member Countries.

II. THE FRAMEWORK CONVENTION ON TOBACCO CONTROL

Tobacco kills people at their most productive ages, depriving nations of a healthy workforce. Increased trade, foreign direct investments, global marketing and other international practices have led to the globalization of the tobacco epidemic. Since the epidemic transcends national borders, its control requires international cooperation and multilateral regulation.

In this context, the WHO Framework Convention on Tobacco Control (FCTC) was developed as a global response to the globalization of the tobacco epidemic. Adopted in June of 2003, the WHO FCTC became one of the most widely approved treaties in United Nations' history, becoming an international binding law on 27 February 2005⁴. FCTC is the first treaty initiated by the World Health Assembly, the governing body of the WHO. Its objective is, as stated in the treaty's Preamble, *"to protect present and future generations from the devastating health, social, environmental and economic consequences of tobacco consumption and exposure to tobacco smoke"*. The Preamble of the FCTC calls for countries to give priority to their right to protect public health, regulate the nature of tobacco products and control the harm caused by companies producing them. Consequently, this international legal instrument is designed to limit the harm to health caused by tobacco products.

The WHO FCTC was opened for signature on 16 June 2003 in Geneva, Switzerland, by all Members of the World Health Organization, or Members of the United Nations, and by regional economic integration organizations and remained open for signature at the United Nations Headquarters in New York until 29 June 2004. It is currently deposited at the United Nations Headquarters and is open for ratification, acceptance, approval, formal confirmation and accession. Currently, there are 168 signatories and 147 Parties (ratification and others) to the WHO FCTC.

The signing of the Convention indicates a Member State's intention to ratify the treaty but does not bear extensive obligations other than agreeing not to undermine the objective of the Convention. It provides, however, an important political commitment by a country to ratify it in the near future. Ratification signifies the consent of a country to become legally bound by the treaty and commits it to implement the provisions of the Convention in good faith. Countries that do not ratify the treaty are not obliged to implement its provisions. Although the Convention is no longer open for signature, countries that did not sign the WHO FCTC may nevertheless become a party to the Convention through accession, which is equivalent to ratification⁵.

⁴ The Convention entered into force on 27 February 2005 for the first 40 ratifying countries (those that ratified before the end of November 2004), and 90 days after ratification for all other Parties.

⁵ In virtually all cases, multilateral treaties allow States to accept the treaty by means of either (a) signature followed by ratification or (b) accession. In the former case, signature is merely a preliminary step in the process by which a State gives its consent to be bound, and must be followed by ratification, yet without a deadline. If a treaty specifies a limited period of time during which it may be signed, and that period of time has expired, as in the case of the FCTC, then a State can become a party to the treaty by means of accession, which has the same effect as ratification (Blanke & Costa E Silva, 2004, 210).

The FCTC establishes the institutions and mechanisms that are necessary for the functioning of the treaty, such as the Conference of the Parties⁶ (governing body of the Convention), the Secretariat, and dispute settlement procedures. It also comprises various aspects of tobacco control, including: advertising, promotion and sponsorship; packaging and labeling; price and tax measures; sales to and by young persons; passive smoking and smoke-free environments; and treatment of tobacco dependence. Yet, it provides Parties with a significant degree of flexibility in implementing measures beyond those described in the treaty. As stated in Article 2:

Parties are encouraged to implement measures beyond those required by this Convention and its protocols, and nothing in these instruments shall prevent a Party from imposing stricter requirements that are consistent with their provisions and are in accordance with international law.

Therefore, the FCTC sets the ground for national and international tobacco control efforts. Parties to the FCTC have the flexibility to adopt stricter tobacco control measures than those called for in the FCTC.

A. Key Tobacco Control Measures

Countries are at different points in the tobacco epidemic, and have widely varying capacities to respond to it. The FCTC strikes a balance between binding international standards and the need for flexibility in implementation, leaving considerable discretion to national governments regarding the instruments determined to achieve the objectives of the FCTC. To this end, throughout the text of the Convention, countries are suggested to adopt *effective legislative, executive and administrative or other measures*, within their capacity, for tobacco control. These measures cover both demand and supply reduction procedures, some of which are listed below (FCATC, 2006):

- △ Ban tobacco advertising, promotion and sponsorship (including cross border advertising, promotion and sponsorship originating from its territory) no later than five years after entry into force.
- △ Within three years of entry into force, require government-approved rotating health warnings on tobacco packaging that: cover at least 30% and preferably at least 50 % of the principal display areas (e.g. front and back), may include pictures or pictograms, and must be in the principal language or languages of the Party.
- △ Ban the use of misleading and deceptive terms (such as "light," "mild," "low tar") no later than three years after entry into force.
- △ Protect people from second-hand smoke. In practice, this will require banning smoking in all indoor workplaces and public places.
- △ Increase tobacco taxes and ban or restrict the sale of duty-free tobacco products.
- △ Require all tobacco packages and packets to bear a clear indication of origin and final destination market, in order to discourage smuggling.
- △ Include tobacco cessation services in national health programs.
- △ Ban the distribution of free tobacco products.

⁶ Second Session of the Conference of the Parties to the WHO FCTC will be held between 30 June and 6 July 2007 in Bangkok, Thailand. For further information about the Session visit: <http://www.who.int/gb/fctc/>

B. Developing the Necessary National Structures

The FCTC sets a basic framework for national and intergovernmental efforts to battle the tobacco epidemic. The core elements of this framework are listed below (FCATC, 2006):

- △ Establish and finance a national coordinating mechanism or focal point for tobacco control.
- △ Develop, implement, periodically update and review comprehensive multi-sectoral national tobacco control strategies and plans.
- △ Protect public health policies from tobacco industry influence.
- △ Promote the participation of non-governmental organizations (NGOs) not affiliated with the tobacco industry in the development and implementation of national tobacco control programs.
- △ Actively assist in the mobilization of financial and technical resources for developing country Parties and for Parties with economies in transition.
- △ Proactively propose protocols, amendments, and annexes to the FCTC to ensure that obligations remain relevant in light of new evidence-based tobacco control measures and evolution of best practices.

C. Strengthening National Capacity for Tobacco Control

National capacity building, defined as “the ability to perform functions, solve problems and achieve objectives” (UNDP, 2002, p.8), is at the forefront of tobacco control initiatives. Since the adoption of the WHO FCTC in 2003, many countries, especially those in the developing world, have faced the challenge of developing national plans of action, often without the expertise or surveillance infrastructures. Thus, capacity building programs focus on enhancing these elements. Additional to the abovementioned core elements, some key strategies have been identified by the *Tobacco Free Initiative* of the WHO to strengthen national capacity building for tobacco control. These include

- △ Analyzing the national tobacco control situation (impact of tobacco use, political willingness, public awareness, etc.)
- △ Developing consensus and political commitment for tobacco control in the country.
- △ Outlining national tobacco control strategies based on priorities that consider the characteristics of the national tobacco epidemic and the socio-political environment
- △ Establishing a national coordination: After the nomination of a focal point or person responsible for tobacco control, a committee for tobacco control involving different government sectors needs to be created. This tobacco control Committee will develop policies and programs for tobacco control.
- △ Building a comprehensive national plan of action reflecting national priorities and realities.
- △ Establishing through national regulation/legislation sustained funding mechanisms for tobacco control programs.
- △ Incorporating national tobacco control efforts into existing national, state and district level health structures to ensure sustainability.

- △ Developing strategies for monitoring and counteraction of tobacco industry activities in the country.
- △ Establishing a system of monitoring and evaluation of tobacco control policies development and implementation.

The role of the WHO in strengthening national capacity for tobacco control has been determined as

- △ to co-ordinate global expertise;
- △ to facilitate assistance to comprehensive tobacco control efforts at national level;
- △ to assist the implementation of effective national tobacco control strategies; and
- △ to promote partnerships with governments and civil society.

Tobacco Free Initiative (TFI) provides seed grants to selected countries in the different WHO Regions, to enable them to initiate/strengthen the national tobacco control process. In this respect, Bangladesh, Djibouti, Morocco, Mozambique, Pakistan, Somalia and Yemen are among the OIC Member Countries to receive TFI seed grants for projects to strengthen/initiate their national capacity building for tobacco control. On the other hand, Benin, Burkina Faso, Cameroon, Côte d'Ivoire and Mali are among the participating countries in the Francophone Project financed by the French Government for

- △ Situation analysis and development of an action plan for tobacco control programs
- △ Implementation of the different elements of the action plan
- △ Evaluation of tobacco control activities carried out as a result of the project.

Moreover, Guinea Bissau and Mozambique took part in the Portuguese Speaking Countries' Project for developing project proposals for national action plans for tobacco control. The project was launched in April 2003 with the supports of the National Cancer Institute, Brazil (INCA) and the Ministry of Health, Brazil. The project in Mozambique is already being implemented.

Also, Senegal participated in the 'Protecting youth from tobacco in five countries' project which was initiated by the TFI in April 2000 with financial support from the United Nations Foundation (UNF). The project focused on the use of legislative and economic interventions for reducing tobacco consumption among children and youth.

Building national capacity is topmost priority in order to achieve effective and sustainable national tobacco control programs, and is one of the most important measures required to combat the tobacco epidemic. Recognizing the need for a comprehensive publication to guide countries through the process of developing such capacity, TFI published a handbook in June 2004, named "Building Blocks for Tobacco Control: A Handbook"⁷. Conceived as a "How to" manual, it addresses 'real world' issues and provides practical advice for setting up viable national tobacco control programs.

⁷ The handbook can be obtained from the WHO site: http://www.who.int/tobacco/resources/publications/tobaccocontrol_handbook/en/index.html

D. The Adoption of the FCTC by OIC Member Countries

Currently, 168 parties have signed the FCTC and 147 countries have ratified the treaty. Of the 168 parties, 45 are members of the OIC (See Table 9). In addition, though not signing the protocol before, 4 Member Countries –Azerbaijan, Bahrain, Guyana, and Oman– have had an Accession Status. In sum, 86% of the Member Countries take part in the FCTC issue. Of the 45 Member Countries having signed the Convention, 34 have also ratified it. In total, 38 Member Countries have ratified the Convention, becoming parties to the FCTC. Moreover, 6 OIC Member Countries –Bangladesh, Brunei, Jordan, Maldives, Pakistan, and Qatar– were among the first 40 countries to ratify, enabling the treaty to come into effect.

As seen in Table 9, among the 17 OIC African countries, 15 countries signed the FCTC agreement and 9 of them also ratified. Guinea-Bissau and Sierra Leone have not signed or ratified the agreement yet. Among the 22 OIC Arab countries, while 18 of them signed and 17 of them ratified (Bahrain and Oman are with Accession Status without signature), the other 2 countries (Palestine, Somalia) have not signed or ratified yet. Finally, among the 15 OIC Asian countries 11 of them signed and 10 of them also ratified, including Azerbaijan with Accession status. Only Indonesia, Tajikistan, Turkmenistan and Uzbekistan in this region have not signed or ratified the agreement yet.

Table 9: OIC Member Countries and the FCTC: Signatories and Ratifications

OIC Africa			OIC Arab			OIC Asia and Others		
Country	Signature	Ratification	Country	Signature	Ratification	Country	Signature	Ratification
Benin	18.Jun.04	3.Nov.05	Algeria	20.Jun.03	30.Jun.06	Afghanistan ^(b)	29.Jun.04	
Burkina Faso	22.Dec.03	31.Jul.06	Bahrain ^(a)		20.Mar.07	Azerbaijan ^(a)		1.Nov.05
Cameroon	13.May.04	3.Feb.06	Comoros	27.Feb.04	24.Jan.06	Bangladesh ^(c)	16.Jun.03	14.Jun.04
Chad	22.Jun.04	30.Jan.06	Djibouti	13.May.04	31.Jul.05	Brunei ^(c)	3.Jun.04	3.Jun.04
Côte d'Ivoire ^(b)	24.Jul.03		Egypt	17.Jun.03	25.Feb.05	Iran	16.Jun.03	6.Nov.05
Gabon ^(b)	22.Aug.03		Iraq ^(b)	29.Jun.04		Kazakhstan	21.Jun.04	22.Jan.07
Gambia ^(b)	16.Jun.03		Jordan ^(c)	28.May.04	19.Aug.04	Kyrgyzstan	18.Feb.04	25.May.06
Guinea ^(b)	1.Apr.04		Kuwait	16.Jun.03	12.May.06	Malaysia	23.Sep.03	16.Sep.05
Mali	23.Sep.03	19.Oct.05	Lebanon	04.Mar.04	7.Dec.05	Maldives ^(c)	17.May.04	20.May.04
Mozambique ^(b)	18.Jun.03		Libya	18.Jun.04	7.Jun.05	Pakistan ^(c)	18.May.04	3.Nov.04
Niger	28.Jun.04	25.Aug.05	Mauritania	24.Jun.04	28.Oct.05	Turkey	28.Apr.04	31.Dec.04
Nigeria	28.Jun.04	20.Oct.05	Morocco ^(b)	16.Apr.04		Albania	29.Jun.04	26.Apr.06
Senegal	19.Jun.03	27.Jan.05	Oman ^(a)		9.Mar.05	Guyana ^(a)		15.Sep.05
Togo	12.May.04	15.Nov.05	Qatar ^(c)	17.Jun.03	23.Jul.04	Suriname ^(b)	24.Jun.04	
Uganda ^(b)	05.Mar.04		Saudi Arabia	24.Jun.04	09.May.05			
			Sudan	10.Jun.04	31.Oct.05			
			Syria	11.Jul.03	22.Nov.04			
			Tunisia ^(b)	22.Aug.03				
			UAE	24.Jun.04	7.Nov.05			
			Yemen	20.Jun.03	22.Feb.07			

(a) Countries with Accession Status.

(b) Countries that are not contracting parties to the WHO FCTC.

(c) Among the first 40 countries to ratify, enabling the treaty to come into effect.

III. TOBACCO CONTROL LEGISLATION

A. Legislation Infrastructure for Tobacco Control in OIC Member Countries

Legislation is the core element for effective tobacco control. On its website, the WHO highlights the importance of legislation in the control of tobacco consumption as it “institutionalizes and makes binding a country’s commitment for tobacco control, creates focus for tobacco control activity and regulates private and public conduct in ways in which informal or voluntary measures cannot.” In this respect, the most effective measures to decrease tobacco use are regulatory ones. Evidence show that policy measures (Table 10-11) reduce smoking initiation and help smokers quit smoking. For example, when a government enforces a comprehensive ban on smoking in all public places, it does not only protect the public, but also declares the will of the society for a smoke free environment.

Aggregated from the individual country profiles (Shafey, Dolwick, and Guindon, 2003) Table 10, 11 and 12 summarize the infrastructure for various aspects of tobacco control in the OIC. They present information regarding tobacco control laws, regulations, or policies. These national laws and regulations reflect Member Countries’ legal and regulatory infrastructure for tobacco control. National tobacco provisions are divided into five categories: advertising and sponsorship, sales and distribution, tobacco product regulation, smoke-free environments, and other provisions⁸. When information is not found regarding a provision, the status is unknown; however, this does not necessarily mean that the provision does not exist, just as the presence of a tobacco control provision does not necessarily imply that the measure is enforced.

Although the existence of a number of countries with no data on the tobacco control provisions places uncertainty over the general outlook, which raises the question of capacity building for tobacco control, the number of countries with available data may shed light on the current picture of the regulatory infrastructure for tobacco control in OIC Member Countries. Accordingly, the lower [higher] the number of countries that have [not] regulated (banned, restricted etc.) a field, the more need to take action in that field.

In this respect, Table 10 indicates that advertising category has been regulated by the majority of the Member Countries with the exception of advertisement content or design, while regulation in sponsorship activities still need much work. According to the FCTC, all Parties have five years from the day it enters into force to establish comprehensive tobacco advertising, promotion and sponsorship bans.

The category of sales and distribution of tobacco products is the least regulated area, which requires special attention of almost all members. For example, although single stick sales of tobacco products has been one of the reasons for increasing youth access to tobacco, this practice is regulated only in 3 countries. Moreover, none of the Member Countries have regulated the use of misleading information on packages. However, it is well known that cigarette packs have been used for long to promote and market cigarettes through brand names, colors and design. Tobacco companies have also used misleading messages on

⁸ See Appendix 4 for definition of terms used to describe tobacco control provisions in the tables.

cigarette packs, such as “light”, “low-tar”, or “healthy”, to give a false sense of safety to smokers (Kozlowski & Pillitteri, 2001)⁹.

Table 10: Tobacco Bans and Restrictions in OIC Member Countries

Field of Regulation	Number of Countries			
	Banned	Restricted	Not Regulated	Unknown
Advertising in certain media	22	19	11	5
Advertising to certain audiences	18	4	11	24
Advertising in certain locations	13	19	13	12
Advertisement content or design	0	10	10	37
Sponsorship or promotion for certain audiences	16	2	20	19
Sponsorship advertising of events	10	1	16	30
Brand stretching	8	1	23	25
Sales to minors	14	0	31	12
Sales by minors	1	0	20	36
Place of sales	0	6	18	33
Vending machines	2	4	24	27
Free products	11	2	25	19
Single cigarette sales	2	1	30	24
Misleading information on packaging	0	0	18	39
Smoking in government buildings (incl. worksites)	14	15	12	16
Smoking in private worksites	5	11	19	22
Smoking in educational facilities	31	6	10	10
Smoking in health care facilities	33	5	10	9
Smoking on buses	27	3	17	10
Smoking on trains	27	2	16	12
Smoking in taxis	23	2	20	12
Smoking on ferries	21	4	18	14
Smoking on domestic air flights	16	3	22	16
Smoking on international air flights	7	3	20	27
Smoking in restaurants	4	9	21	23
Smoking in entertainment places	1	4	23	29
Smoking in other public places	0	26	6	25

Source: Shafey O, Dolwick S, Guindon GE (eds), Tobacco Control Country Profiles 2003, American Cancer Society, Atlanta, GA, 2003.

On the other hand, in creating smoke-free environments, OIC Member Countries seem to have taken significant steps, yet still leaving a considerable way ahead. Smoking in government buildings, educational and health care facilities, and public transportation vehicles such as buses and trains have been regulated by more than half of the Members while in other places,

⁹ On August 17, 2006, U.S. District Judge Gladys Kessler issued a final opinion in the U.S. government’s landmark lawsuit against the major tobacco companies that found the companies have violated civil racketeering laws and defrauded the American people by lying for decades about the health risks of smoking and their marketing to children. Judge Kessler issued a Final Judgment and Remedies Order that, *inter alia*, bans terms including “low tar,” “light,” “ultra light,” “mild,” and “natural” that have been used to mislead consumers about the health risks of smoking and prohibit the tobacco companies from conveying any explicit or implicit health message for any cigarette brand. After the decision, the companies asked Kessler to allow them to use the marketing overseas, a request she rejected. Kessler wrote that “[T]here is no justification for concluding that Congress intended to allow the tobacco companies ‘to tell the rest of the world that ‘low tar/light’ cigarettes are less harmful to health when they are prohibited from making such fraudulent representations to the American public’”. For further details see <http://tobaccofreekids.org/reports/doj/>.

especially air flights and restaurants have been regulated by quite a limited number of Member Countries.

As for the regulations regarding tobacco products, the situation is much worse (Table 11), though, to some extent, the provision of package health warning/message may be considered to have been practiced relatively better. Countries party to the FCTC have three years from the day it enters into force to ensure that tobacco packaging has strong health warnings, displaying health information messages on diseases caused by tobacco use or tips on quitting smoking which are printed on the inside slider or leaflet. This provision has been regulated in 39 Member Countries, requiring health warning/message on cigarette packages.

Table 11: Tobacco Requirements and Regulations in OIC Member Countries

Field of Regulation	Number of Countries			
	Required	Regulated	Not Regulated	Unknown
Advertising health warnings/messages	17	0	13	27
Age verification for sales	0	0	19	38
Manufacturing licensure	8	0	12	37
Package health warning / message	39	0	17	1
Label design on packaging	0	21	16	20
Ingredient/constituent information on package label	19	0	19	19
Amount of tar	0	16	22	19
Amount of nicotine	0	15	22	20
Amount of other ingredients/constituents	0	6	24	27
Product constituents as confidential information	0	0	19	38
Product constituents as public information	0	1	19	37
Constituent disclosure by brand	0	0	20	37
Constituent disclosure in the aggregate	0	0	20	37

Source: O. Shafey, S. Dolwick and G.E. Guindon (eds). (2003), *Tobacco Control Country Profiles 2003*, American Cancer Society, Atlanta, GA.

A variety of legislation on health warnings is found in different countries with respect to the size, content, coverage area on the pack, etc. Recently, some countries have also introduced pictures in the warnings to support the text message. For example, the regulations that allowed for these images became law in June 2000 in Canada, making it the first country in the world to implement such strong labeling and reporting measures. Remember that smoking prevalence in Canada is as low as 22% among men, and 17% among women, lower even than many developed countries¹⁰ (see Table 6). Consequently, tobacco product packages could function as an important vehicle for information about the risks of tobacco consumption to dissuade people from consuming it, given that, according to data presented by the World Bank (1999), people's knowledge about the health risks of smoking appears to be partial especially in low- and middle-income countries.

¹⁰ Two new scientific studies provide powerful evidence of the effectiveness of large health warnings on cigarette packs, which are required of nations that have ratified the WHO FCTC. The studies indicate that the large health warnings, especially when picture-based, are much more effective at getting the attention of smokers, communicating the health risks of smoking and motivating smokers to quit. The studies provide additional scientific support for the large, pictorial health warnings that are being implemented or considered by countries including China, India, the Czech Republic, South Africa, Malaysia and Mexico. For further information see Hammond et al. (2007) and Peters et al. (2007).

In addition to the package health warning/message, only a few areas have been subjected to regulation and also with limited number of Member Countries. Some provisions, such as age verification at the point of sale, label design on packaging, and the amount of tar, nicotine, or any other ingredients/constituents, are not enforced in any OIC member country.

It has been well recognized that combating a multi-faceted problem like that of tobacco requires concerted action on several fronts at the same time. It is neither feasible nor useful for a Ministry of Health to undertake such a problem on its own. Therefore, the establishment of a national, multi-sectoral council or committee in every Member Country to coordinate and promote national tobacco control policies and efforts is necessary. 25 Member Countries have such committees (Table 12) but in other Member Countries the responsibility continues to be limited to the health sector.

Table 12: Other Provisions for Tobacco Control in OIC Member Countries

Other Provisions	Number of Countries		
	Yes	No	Unknown
National tobacco control committee	25	17	15
Tobacco control education and/or promotion	16	9	32
Anti-smuggling provisions	0	0	57
Litigation enabling provisions	0	16	41

Source: O. Shafey, S. Dolwick and G.E. Guindon (eds). (2003), *Tobacco Control Country Profiles 2003*, American Cancer Society, Atlanta, GA.

On the other hand, only 16 Member Countries have conducted health education programs while no Member is known to have litigation-enabling provisions or measures to reduce tobacco smuggling. However, it is certain that educating people –especially the adolescents, who build the next generations– through programs regarding tobacco will undoubtedly help reducing tobacco use and thereby its health affects.

B. Guidance for Developing National Legislation for Tobacco Control

Many sources for information on tobacco control legislation have been published to help countries construct a new legislation or improve their current legislative framework. Nevertheless, since no legal framework can be universally applicable in all its provisions or fit all countries' needs, these guides should be considered as a reference starting point. They need to be adapted to suit the legal system, customs, and realities in any given country. In other words, adaptation to fit the country's legal system, drafting approach, and political and social background will be required when using either of these sources.

1. Model Legislation for Tobacco Control: A Policy Development and Legislative Drafting Manual by the International Union for Health Promotion & Education (IUHPE)

Addressing the major regulatory topics covered by the FCTC, this Manual is designed to assist policymakers by providing:

- △ Information to enable a conceptualization and understanding of the elements of a comprehensive tobacco control law, and their importance

- △ Evidence in support of policies to enable strategic thinking about choices among legislative and regulatory measures; and
- △ Options for actual language that can be used for drafting tobacco control legislation or regulations. This information is provided to help countries produce, on demand, legislation and regulations that reflect expertise in both legal drafting and the substantive areas of tobacco control

Full text of this manual can be downloaded from the FCTC website:

<http://fctc.org/modelguide>

It is suggested that the Manual be used together with the WHO Introductory Guide to achieve a better understanding of how the information in this Manual fits within the political and legislative frameworks around the world.

2. Developing Legislation for Tobacco Control: Template and Guidelines published by the Pan-American Health Organization (PAHO)

PAHO/WHO has developed this publication, containing provisions for comprehensive tobacco control legislation, to provide a starting point for countries that are considering new legislation or improvements to existing legislation. Member States will want to evaluate the applicability of provisions contained in the template in the context of their legal, social and political environments, and obviously will wish to consider particular modifications in light of these. They also will have to consider their policy priorities in determining which, if not all, aspects of the template they wish to consider at any given time.

This guide can be downloaded from the website of PAHO:

http://www.paho.org/English/HPP/HPM/TOH/tobacco_legislation.pdf

3. Tobacco Control Legislation: An Introductory Guide published by the World Health Organization (WHO)

This introductory guide on legislation for tobacco control represents an important step in strengthening global and national tobacco control programs. It is a part of a series of national capacity background manuals and tools that the WHO Tobacco Free Initiative has developed specifically to support countries in their task of addressing the WHO FCTC implementation.

The guide systematically discusses the information that will be needed to develop tobacco control legislation. It can be applied to the enactment of legislation at the national, sub-national and local levels. The guide considers the role of legislation, key terms and concepts, capacity-building, strategic choices in legislation, elements of comprehensive legislation, the drafting process, the legislative process, obstacles, implementation of legislation and evaluation. It also provides selected case studies of various national laws as well as an introductory discussion of international legal instruments pertaining to tobacco control.

Full text of the document can be downloaded from the Tobacco Free Initiative of the WHO website: http://www.who.int/tobacco/research/legislation/tobacco_cont_leg/en/index.html

4. Legislation Practices from Specific Countries

Since there are many countries with solid scientific evidence-based legislation for tobacco control, countries can draw upon such experiences and best practices and adapt them to meet their own varying national systems and needs. Information on legislation from specific countries or regions can be found on the FCTC website:

<http://www.fctc.org/legislation/index.php>

IV. CONCLUSION

Today, one of the greatest global threats to health is the epidemic of tobacco use. Tobacco products kill nearly 5 million people each year, and the future looks even worse. About one-third of the world's adults are tobacco users, and half of them are expected to die from tobacco related causes. Tobacco use is an increasingly significant contributor to premature death and ill-health especially in the developing world. Developing countries are faced with an enormous increase in non-communicable diseases in addition to the traditional burden of communicable ones. Most of these diseases, such as cancer, cardiovascular and respiratory diseases, have been associated with tobacco use, and they now account for more than half of the disease burden in many but, in particular, low income countries.

Along with the recognition of incontrovertible health consequences of smoking, in some developed countries consumption has started to show a decreasing trend in recent decades mostly due to the awareness-raising activities of many national and international organizations. Nevertheless, there have been sharp rises in tobacco use, especially among men, in developing countries.

This alarming increase threatens to undermine developing countries' economic and social development. Countries and development agencies are increasingly recognizing that tobacco use has negative implications for development that go beyond damage to public health such as reduced life expectancy of tobacco users and the problems associated with second-hand smoke. These include increased financial burden for households due to significant expenditures on tobacco products and health care expenditures. These burdens should encourage governments to move forward in tobacco control. In this respect, there is a need for a comprehensive, concerted, sustained, multi-sectoral approach, combining effective measures in many areas simultaneously. For the most part, these measures are not clinical, but regulatory.

As organized smuggling of tobacco products is a serious problem globally, and as approximately one third of the internationally traded cigarettes are eventually sold illegally, regulation of tobacco solely through national policies is not feasible. The tobacco epidemic is a global challenge demanding concerted global and national action. To this end, the recognition of the importance and urgency of tobacco control worldwide led to the adoption of the WHO Framework Convention on Tobacco Control (WHO-FCTC) by 192 member states at the World Health Assembly in May 2003. The WHO-FCTC draws the outline for coordinated global action to deal with one of the most significant risks to health. It provides an unprecedented opportunity for countries to strengthen national tobacco control capacity.

It is undeniable that the elaboration and accomplishment of new legislation to implement the WHO-FCTC may be a cumbersome task for many nations. Many countries with insufficient resources simply lack an adequate legislative or regulatory base upon which to build such standards. Building an appropriate domestic regulatory framework is not a simple task; it requires scientific and technical judgment, bureaucratic capability and fiscal resources. However, national action is critical in order to attain the vision embodied in the WHO-FCTC. Building national capacity is a chief priority in order to achieve effective and sustainable

national tobacco control programs, and it is one of the most important measures required to combat the tobacco epidemic. To facilitate the implementation of the WHO-FCTC, countries should outline national tobacco control strategies through a national focal point, taking into consideration national profile, socio-political environment and global evidence.

The success of the FCTC will depend almost entirely on countries' abilities to implement and enforce the provisions in the treaty. This requires long-term political commitment to a dynamic process of developing and sustaining country capacity to respond effectively to the tobacco epidemic. Without this prerequisite, the FCTC will be incapable of helping member countries to achieve the desired reductions in tobacco use. The principles of tobacco control proposed by the FCTC would be a great guide to reduce the tobacco use, and its negative consequences. Today, the adoption and implementation of the tobacco control measures help countless people quit smoking and improve their health. In other words, these measures and principles should be perceived as tools for economic as well as social development in terms of eradication of poverty and improvement of the standards of health.

Several OIC Member Countries have managed to embark on initiatives to control tobacco use. Indeed, the figures given in this study confirm that smoking prevalence in OIC Member Countries is quite high, placing them among the countries with the highest smoking rates. On the other hand, the willingness of member countries to control tobacco use is clearly seen within the high number of countries taking part in the FCTC: 45 Member Countries signed, and 38 Member Countries ratified.

The regulatory infrastructure for tobacco control in most of the Member Countries seems to be insufficient, giving reason for calls for more action to establish a sound legal system for curbing the tobacco epidemic. Member Countries should assign higher priority to capacity building so as to establish and pursue an effective setting for tobacco control by developing consensus and political commitment, and in this context, building a comprehensive national plan of action taking into account national priorities and realities. In this connection, Member Countries should be presented with suitable training programs on getting technical assistance for the implementation of the tobacco control strategies and principles included in the FCTC.

Furthermore, technical support programs to assist developing nations in establishing appropriate legal frameworks may act as a critical incentive for many countries to participate in the treaty more actively. This is crucial as success in controlling the tobacco epidemic requires continuing political engagement and support at both global and national levels. The resulting improvement in health, especially of poor populations, will be a major public health achievement. Tobacco control is about people, and for the well-being of people. More importantly, it is about our children, and for saving the future of our children.

V. REFERENCES

- Blanke, D.D., and V. da Costa E. Silva (2004), *Tobacco Control Legislation: An introductory Guide*, WHO Publications, [\[http://www.who.int/tobacco/research/legislation/tobacco_cont_leg/en/index.html\]](http://www.who.int/tobacco/research/legislation/tobacco_cont_leg/en/index.html).
- Campaign for Tobacco Free Kids, Special Reports [\[http://tobaccofreekids.org/reports/doj/\]](http://tobaccofreekids.org/reports/doj/).
- Ezzati, M., and A.D. Lopez (2004), "Smoking and Oral Tobacco Use", in *Comparative Quantification of Health Risks*, WHO Publications.
- FAOSTAT, Food and Agriculture Organization of the United Nations, Statistical Database.
- FCATC (2006), *A Guide to Domestic Implementation of the Framework Convention on Tobacco Control*, The Framework Convention Alliance for Tobacco Control.
- Hammond D., G.T. Fong, R. Borland, K.M. Cummings, A. McNeill, P. Driezen (2007), "Text and Graphic Warnings on Cigarette Packages: Findings from the International Tobacco Control Four Country Study", *American Journal of Preventive Medicine*, Volume 32, Issue 3, Pages 177-256.
- Kozlowski, L.T., and J.L. Pillitteri, (2001), "Beliefs about "Light" and "Ultra Light" cigarettes and efforts to change those beliefs: an overview of early efforts and published research", *Tobacco Control*; 10 (Suppl 1): i12-i16 (Winter).
- Legislation Practices from Specific Countries [\[http://www.fctc.org/legislation/index.php\]](http://www.fctc.org/legislation/index.php).
- Mackay, J., M. Eriksen and O. Shafey (2006), *The Tobacco Atlas*, Second Edition, American Cancer Society Publications.
- Nathan, Rose, (2004), *Model Legislation for Tobacco Control: A Policy Development and Legislative Drafting Manual*, International Union for Health Promotion and Education (IUHPE), France [\[http://fctc.org/modelguide\]](http://fctc.org/modelguide).
- PAHO (2002), *Developing Legislation for Tobacco Control: Template and Guidelines*, Pan American Health Organization Publication, [\[http://www.paho.org/English/HPP/HPM/TOH/tobacco_legislation.pdf\]](http://www.paho.org/English/HPP/HPM/TOH/tobacco_legislation.pdf).
- Peters, E., D. Romer, P. Slovic, K.H. Jamieson, L. Wharfield, C.K. Mertz, and S.M. Carpenter (2007), "The impact and acceptability of Canadian-style cigarette warning labels among U.S. smokers and nonsmokers", *Nicotine and Tobacco Research*, 2007 April; 9(4): 473-481.
- Peto, R., A.D. Lopez, J. Boreham and M. Thun (2006), "Mortality from Smoking in Developed Countries: 1950-2000", [\[http://www.deathsfromsmoking.net\]](http://www.deathsfromsmoking.net).
- Shafey O., S. Dolwick, and G.E. Guindon (eds) (2003), *Tobacco Control Country Profiles 2003*, American Cancer Society, Atlanta, GA.
- UNCOMTRADE, United Nations Commodity Trade Statistics Database.
- UNDP (2002), *Capacity for Development; New solutions to old problems*.
- WHO (2004), "Estimated total deaths by cause and WHO Member State, 2002".
- WHO Tobacco Free Initiative (2004), *Building Blocks for Tobacco Control: A Handbook*, WHO Publications.
- WHO, *The Framework Convention On Tobacco Control*. [\[http://www.fctc.org/\]](http://www.fctc.org/); [\[http://www.who.int/gb/fctc/\]](http://www.who.int/gb/fctc/)
- WHO, *The World Health Report 2003: Shaping The Future*, World Health Organization.
- World Bank (1999), *Curbing the epidemic. Governments and the Economics of tobacco control*, Washington DC. [\[http://www1.worldbank.org/tobacco/reports.asp\]](http://www1.worldbank.org/tobacco/reports.asp).

APPENDICES

Appendix 1. Smoking Prevalence in OIC Member Countries

Country	Adult Smoking Prevalence				Youth Smoking Prevalence (13-15 years old)	
	Percentages		Age Span	Year	%	Year
	Male	Female				
Afghanistan	82.0	17.0
Albania	46.3	3.0	15+	2002	13.0	2004
Algeria	32.3	0.4	25-64
Azerbaijan	...	0.6
Bahrain	15.0	3.1	15+	2001	19.9	2002
Bangladesh	58.2	28.2	15+	2003
Benin	37.0*	14.5	2003
Brunei	20.0*
Burkina Faso	24.2	11.1	15+	2003
Cameroon	35.7*
Chad	18.3	3.7	15+	2003
Comoros	27.5	17.0	15+	2003
Cote d'Ivoire	20.7	3.2	15+	2003
Djibouti	75.0	10.0	13+	...	14.9	2003
Egypt	45.5	17.4	18+	...	12.6	2005
Gabon
Gambia	38.5	4.4	15+
Guinea	58.9	47.3	11-72
Guinea-Bissau
Guyana	14.9	2004
Indonesia	69.0	3.0	15+	2001
Iran	22.0	2.1	15+	...	13.0	2003
Iraq	40.0	5.0	16+
Jordan	50.5	8.3	15+	2002	28.5	2003
Kazakhstan	52.3	9.7	15+	2003	11.4	2004
Kuwait	34.4	1.9	18-60	...	21.1	2001
Kyrgyzstan	45.0	1.6	15+	2005	7.2	2004
Lebanon	42.3	30.6	25-65	...	59.7	2005
Libya	4.0*	12.7	2003
Malaysia	53.2	2.6	15+	2003	16.7	2004
Maldives	27.3	2.2	15+	2001
Mali	24.7	3.0	15+	2003
Mauritania	29.6	4.7	15+	2003	24.7	2001
Morocco	32.1	0.2	15+	2003	10.8	2001
Mozambique
Niger	40.6	11.3	15-35	...	18.4	2001
Nigeria	15.4	0.5	15+
Oman	15.5	1.5	15+	...	14.3	2002
Pakistan	33.7	6.2	15+	2003
Palestine	40.7	3.2
Qatar	37.0	0.5	16.6	2004
Saudi Arabia	14.4	4.9	30+
Senegal	24.1	1.9	15+	2003	16.6	2002
Sierra-Leone	40.8	7.4	15+
Somalia
Sudan	23.5	1.5
Suriname	10.5	2004
Syria	44.3	5.7	25-41	...	20.0	2002
Tajikistan	5.1	2004
Togo	16.1	2002
Tunisia	53.0	2.2	15+	2003	15.2	2001
Turkey	50.7	18.6	15+	2003	8.4	2003
Turkmenistan	27.0	1.0	18+
Uganda	25.2	3.3	15+	2001
United Arab Emirates	32.4	3.1	15+	2003	18.5	2002
Uzbekistan	24.1	0.9	15+	2002
Yemen	77.0	29.0	17.7	2003

Source: WHO Statistical Information System (WHOSIS); Mackay, J., M. Eriksen and O. Shafey (2006), *The Tobacco Atlas*, Second Edition, American Cancer Society Publications.

* Total smoking prevalence (both male and female).

Appendix 2. Number of Deaths by Cause in OIC Member Countries

Country	Cancer			Cardiovascular Diseases (CV)			Respiratory Diseases			Total
	All Cancer	Mouth and oropharynx cancers	Trachea, bronchus, lung cancers	All CV	Ischaemic heart disease	Cerebrovascular disease	All Resp.	COPD*	Asthma	
Afghanistan	18.9	2.3	1.3	67.6	33.2	11.5	8.6	3.3	2.3	95.2
Albania	3.9	0.1	0.9	11.5	4.0	4.2	0.7	0.3	0.3	16.0
Algeria	16.9	0.8	2.3	46.9	14.9	16.2	10.9	5.0	0.6	74.7
Azerbaijan	7.1	0.1	1.0	33.7	22.3	6.5	2.3	1.0	0.2	43.1
Bahrain	0.3	0.0	0.1	0.8	0.3	0.1	0.1	0.0	0.0	1.2
Bangladesh	73.9	17.2	10.1	253.4	130.0	64.5	57.1	39.5	8.5	384.4
Benin	3.7	0.1	0.1	9.5	3.0	3.3	2.4	1.0	0.4	15.6
Brunei	0.2	0.0	0.0	0.3	0.1	0.1	0.1	0.1	0.0	0.6
Burkina Faso	7.2	0.3	0.4	18.8	5.9	6.6	4.5	1.9	0.8	30.5
Cameroon	11.1	0.6	0.3	29.2	9.4	10.2	7.0	3.1	1.2	47.4
Chad	5.3	0.2	0.1	13.5	4.4	4.7	3.3	1.4	0.6	22.2
Comoros	0.4	0.0	0.0	0.9	0.3	0.3	0.2	0.1	0.0	1.5
Côte d'Ivoire	11.5	0.5	0.8	27.6	9.3	9.5	7.2	4.1	0.4	46.4
Djibouti	0.4	0.0	0.0	1.4	0.7	0.2	0.2	0.1	0.0	2.0
Egypt	38.7	0.4	3.2	209.5	103.8	35.1	25.5	13.1	3.0	273.7
Gabon	1.1	0.1	0.1	2.8	1.0	1.0	0.6	0.3	0.1	4.6
Gambia	1.0	0.0	0.1	2.4	0.8	0.8	0.6	0.3	0.1	3.9
Guinea	5.2	0.2	0.2	12.6	4.1	4.4	3.2	1.3	0.6	21.0
Guinea-Bissau	1.0	0.0	0.0	2.4	0.8	0.8	0.6	0.3	0.1	3.9
Guyana	0.4	0.0	0.0	2.5	0.8	0.9	0.1	0.1	0.0	3.0
Indonesia	188.1	10.4	31.6	468.7	220.4	123.7	109.7	73.1	15.0	766.6
Iran	43.9	0.4	5.9	157.6	82.0	31.8	15.4	9.0	0.0	216.9
Iraq	13.2	0.7	1.8	45.7	22.0	8.3	6.1	2.6	0.4	65.1
Jordan	3.3	0.1	0.4	7.3	3.8	1.4	0.8	0.4	0.1	11.4
Kazakhstan	23.9	0.7	4.4	96.4	51.9	26.9	7.9	5.2	1.0	128.2
Kuwait	0.5	0.0	0.1	1.8	0.8	0.2	0.1	0.0	0.0	2.5
Kyrgyzstan	3.9	0.1	0.5	21.2	10.9	8.4	3.2	2.9	0.2	28.3
Lebanon	2.4	0.1	0.3	11.0	5.5	2.1	1.2	0.7	0.1	14.6
Libya	2.4	0.2	0.3	10.1	5.3	1.8	0.9	0.5	0.1	13.4
Malaysia	19.9	1.2	3.7	35.7	13.4	10.2	9.7	6.0	1.4	65.3
Maldives	0.2	0.0	0.0	0.6	0.3	0.2	0.1	0.1	0.0	0.9
Mali	6.9	0.1	0.2	17.1	5.4	5.9	4.6	1.7	0.8	28.5
Mauritania	2.0	0.1	0.0	5.0	1.6	1.8	1.2	0.5	0.2	8.3
Morocco	12.4	0.7	1.7	60.4	29.9	10.6	6.9	3.8	0.7	79.7
Mozambique	9.8	0.6	0.2	25.3	8.0	8.9	6.3	2.6	0.3	41.4
Niger	5.9	0.2	0.3	14.0	4.4	4.8	3.9	1.4	0.7	23.9
Nigeria	78.7	2.3	1.4	201.5	64.8	69.9	51.3	21.5	1.5	331.6
Oman	1.0	0.0	0.1	3.5	1.8	0.4	0.2	0.1	0.0	4.7
Pakistan	77.3	11.2	7.8	286.8	154.3	78.5	62.5	48.6	5.7	426.6
Palestine
Qatar	0.1	0.0	0.0	0.6	0.2	0.1	0.0	0.0	0.0	0.8
Saudi Arabia	10.5	0.6	0.7	34.0	16.4	3.8	2.2	1.0	0.3	46.6
Senegal	5.1	0.2	0.1	11.7	3.8	4.2	3.0	1.2	0.6	19.8
Sierra Leone	3.6	0.1	0.1	8.6	2.8	3.0	2.2	0.9	0.4	14.4
Somalia	5.8	0.4	0.1	18.3	6.8	4.4	2.9	1.3	0.3	27.1
Sudan	20.1	2.4	0.4	70.4	28.5	16.5	10.4	5.5	0.9	100.8
Suriname	0.4	0.0	0.0	1.1	0.4	0.4	0.1	0.1	0.0	1.6
Syria	4.9	0.0	0.9	27.2	11.2	7.7	2.9	1.4	0.6	34.9
Tajikistan	3.3	0.1	0.3	25.4	11.4	3.0	2.1	1.0	0.4	30.8
Togo	3.0	0.1	0.1	7.7	2.5	2.7	1.9	0.8	0.3	12.6
Tunisia	5.5	0.3	1.0	26.0	13.0	4.8	2.9	1.6	0.2	34.4
Turkey	48.3	1.7	10.1	236.8	102.6	62.8	28.0	18.2	2.6	313.0
Turkmenistan	2.9	0.1	0.3	22.2	11.7	2.2	1.2	0.4	0.4	26.3
Uganda	12.5	0.6	0.4	31.7	10.2	11.0	7.9	3.4	0.3	52.1
United Arab Emirates	1.0	0.1	0.2	3.5	1.6	0.5	0.2	0.1	0.0	4.7
Uzbekistan	12.1	0.5	1.3	96.4	55.7	23.4	7.4	3.4	1.7	115.8
Yemen	9.1	0.3	1.2	35.4	16.2	6.5	4.9	2.0	0.6	49.4

Source: WHO (2004), "Estimated Total Deaths by Cause and WHO Member State, 2002"

* COPD: Chronic Obstructive Pulmonary Disease

Appendix 3. Death Rates per 100.000 by Cause in OIC Member Countries

Country	Cancer			Cardiovascular Diseases (CV)			Respiratory Diseases			Total
	All Cancer	Mouth and oropharynx cancers	Trachea, bronchus, lung cancers	All CV	Ischaemic heart disease	Cerebro-vascular disease	All Resp.	COPD*	Asthma	
Afghanistan	152.7	19.5	12.3	705.7	354.9	118.6	78.8	39.9	13.3	937.3
Albania	154.2	2.9	37.3	536.6	173.7	198.2	30.4	13.2	12.0	721.2
Algeria	103.1	4.5	13.9	313.6	98.9	107.3	69.2	33.8	3.4	485.9
Azerbaijan	112.8	0.9	16.6	612.9	410.4	118.8	38.1	18.0	3.4	763.8
Bahrain	126.9	4.0	30.5	312.0	104.4	32.9	61.6	21.5	8.1	500.5
Bangladesh	110.7	27.3	16.2	428.2	219.3	116.0	90.3	66.4	9.7	629.1
Benin	153.7	5.0	3.0	432.4	138.6	148.8	100.0	48.4	16.6	686.0
Brunei	113.6	8.4	24.6	210.4	61.2	64.1	60.5	44.0	10.7	384.5
Burkina Faso	162.4	7.0	8.7	458.7	144.9	161.0	101.5	47.4	17.5	722.6
Cameroon	149.6	8.0	4.3	435.7	138.6	150.2	98.4	47.2	16.5	683.6
Chad	155.7	6.7	4.0	443.3	141.4	153.9	99.9	47.6	16.9	699.0
Comoros	128.2	8.3	2.6	381.4	120.0	131.5	84.9	40.8	14.2	594.5
Côte d'Ivoire	167.3	5.6	36.9	356.3	151.1	109.5	14.4	10.7	1.6	537.9
Djibouti	115.7	7.6	2.5	533.3	265.2	91.6	55.8	31.8	5.0	704.9
Egypt	83.7	0.9	7.0	560.1	273.5	92.5	64.8	35.9	5.0	708.6
Gabon	158.4	16.9	9.3	410.4	146.2	137.1	87.2	47.1	12.2	656.0
Gambia	144.2	3.8	8.6	412.6	132.1	142.3	93.7	45.3	15.6	650.5
Guinea	155.6	5.7	5.6	432.2	139.5	149.5	99.4	47.5	16.8	687.2
Guinea-Bissau	159.2	5.2	3.0	449.2	143.8	156.1	101.6	48.3	17.2	710.0
Guyana	86.0	1.9	6.2	525.9	169.4	187.3	27.7	14.1	1.8	639.6
Indonesia	132.3	6.7	22.2	361.0	167.0	99.8	85.0	58.4	9.7	578.4
Iran	113.4	1.1	15.7	465.9	238.8	96.9	43.6	26.3	0.1	622.9
Iraq	111.7	6.3	17.9	508.0	252.1	95.9	54.1	30.2	2.1	673.8
Jordan	143.8	3.7	16.8	384.2	202.5	76.5	40.7	21.7	4.9	568.7
Kazakhstan	167.2	4.7	30.9	713.4	386.3	200.0	56.8	37.9	6.7	937.4
Kuwait	77.8	1.6	10.8	309.2	115.8	44.4	16.8	4.9	8.0	403.7
Kyrgyzstan	106.2	3.8	14.9	602.2	312.7	237.0	89.5	80.9	4.6	797.9
Lebanon	90.5	3.3	11.4	452.8	224.1	86.0	47.4	27.0	2.0	590.6
Libya	78.7	6.5	8.5	411.1	207.5	75.2	35.3	21.1	3.4	525.2
Malaysia	138.8	7.7	26.6	274.5	102.6	81.3	78.9	51.1	10.1	492.1
Maldives	122.9	12.8	24.4	484.0	225.7	122.3	104.7	65.0	15.3	711.6
Mali	165.9	2.6	4.9	456.0	145.3	159.4	103.4	48.0	17.8	725.4
Mauritania	157.5	5.2	3.0	451.1	144.2	155.6	102.8	49.1	17.3	711.4
Morocco	66.9	3.5	9.8	410.7	199.7	72.3	45.0	26.0	2.4	522.6
Mozambique	124.5	8.0	2.5	370.6	115.1	128.4	81.9	38.8	3.3	577.0
Niger	169.2	6.9	10.5	456.1	146.7	158.4	105.8	49.4	18.0	731.1
Nigeria	156.6	4.7	2.3	451.6	144.0	155.6	103.7	49.4	2.8	711.8
Oman	105.5	4.2	7.4	408.7	184.0	52.7	25.4	12.7	3.4	539.6
Pakistan	106.5	15.8	11.2	424.9	229.3	122.6	85.8	71.1	5.5	617.2
Palestine
Qatar	74.5	1.7	8.1	340.1	139.0	50.7	33.2	10.7	4.0	447.9
Saudi Arabia	108.5	7.0	8.1	404.6	180.9	52.0	26.2	12.9	3.5	539.4
Senegal	146.3	7.5	1.9	426.3	134.9	147.6	96.1	45.8	16.2	668.7
Sierra Leone	181.0	6.0	3.4	514.8	163.9	178.6	117.0	54.6	20.1	812.7
Somalia	143.1	9.4	3.1	579.6	235.4	132.8	79.1	45.1	6.4	801.8
Sudan	111.8	14.0	2.0	498.5	204.8	112.3	67.1	39.5	4.7	677.5
Suriname	132.7	5.0	10.7	420.6	144.7	131.4	38.4	26.1	6.4	591.6
Syria	59.8	0.4	13.1	410.5	176.3	120.5	40.8	22.7	5.6	511.0
Tajikistan	90.0	1.3	7.5	752.9	339.5	91.1	57.1	28.7	10.8	900.1
Togo	146.6	4.9	2.8	426.5	135.7	146.9	96.6	46.3	16.2	669.7
Tunisia	78.3	3.9	14.0	416.6	205.4	77.4	45.1	25.6	2.1	540.0
Turkey	94.6	3.4	20.1	542.3	225.0	139.7	59.1	40.3	5.2	696.1
Turkmenistan	99.3	4.8	10.4	844.4	461.5	85.0	44.6	14.5	14.1	988.3
Uganda	146.4	6.0	4.0	422.1	134.3	145.9	95.5	45.8	3.8	664.0
United Arab Emirates	100.2	4.9	18.0	369.0	149.4	61.9	25.3	12.6	4.0	494.4
Uzbekistan	74.0	3.1	8.3	662.5	386.2	164.5	48.4	23.0	11.5	784.9
Yemen	108.2	3.8	16.3	553.2	272.7	97.5	62.2	34.1	4.4	723.6

Source: WHO (2004), "Estimated Total Deaths by Cause and WHO Member State, 2002"

* COPD: Chronic Obstructive Pulmonary Disease

Appendix 4. Definition of terms used in the Profiles to describe national tobacco control legislation

Category	Provision	Definition	
Advertising and sponsorship	Advertising in certain media	Bans or restricts the media in which advertisements can appear, such as television or radio; international magazines and newspapers are not included	
	Advertising to certain audiences	Bans or restricts the audiences which can be targeted by advertisements, such as youth or women	
	Advertising in certain locations	Bans or restricts the locations in which advertisements can appear, such as on billboards or at points of sale	
	Advertisement content or design	Bans or restricts the advertisement by placing restrictions on content, such as associations and the use of celebrities	
	Sponsorship or promotion for certain audiences	Bans or restricts tobacco companies from displaying any tobacco-identifying information at events they sponsor for certain audiences, such as women or youth	
	Sponsorship advertising of events	Bans or restricts the display of any tobacco-identifying information in advertisements for events sponsored by tobacco companies	
	Brand stretching	Bans or restricts the display of any tobacco-identifying information on non-tobacco products, such as clothes	
Sales and distribution	Sales to minors	Prohibits the sale of tobacco products to persons under a predetermined age	
	Sales by minors	Prohibits the sale of tobacco products by persons under a predetermined age	
	Place of sales	Bans or restricts the sale of tobacco products in certain locations, such as schools or hospitals	
	Vending machines	Bans or restricts the use of vending machines for the sale of tobacco products	
	Free products	Bans or restricts the distribution of free tobacco products or tobacco product samples	
	Single cigarette sales	Prohibits the sale of cigarettes not included in cigarette packs	
	Age verification for sales	Requires proof of age for the purchase of tobacco products	
Tobacco product regulation	Misleading information on packaging	Bans or restricts words or phrases on tobacco packaging, such as "light" or "healthy"	
	Manufacturer licensure	Requires a license to produce tobacco products	
	Package health warning / message	Requires a statement to appear on tobacco product packaging informing the consumer of the health dangers of tobacco consumption	
	Label design on packaging	Requires health warnings with specific language, placement, colour or size	
	Ingredient / constituent information on package label	Requires the amount of tar, nicotine and/or other ingredients/constituents in the product to be displayed on the tobacco product package	
	Amount of tar	Limits the amount of tar that may be produced by a single cigarette	
	Amount of nicotine	Limits the amount of nicotine that may be released by a single cigarette	
	Amount of other ingredients / constituents	Limits the amount of ingredients/constituents (other than tar or nicotine) that may be released by a single cigarette	
	Product constituents as confidential information	Requires that reports to government agencies about product ingredients and/or constituents remain confidential	
	Product constituents as public information	Requires public disclosure of ingredients and/or constituents reported to government agencies	
Smoke-free environments	Smoking in government building (incl. worksites)	Bans or restricts smoking in government buildings, including government worksites	
	Smoking in private worksites	Bans or restricts smoking in private worksites	
	Smoking in educational facilities	Bans or restricts smoking in educational facilities	
	Smoking in health care facilities	Bans or restricts smoking in health care facilities	
	Smoking on buses	Bans or restricts smoking on buses	
	Smoking on trains	Bans or restricts smoking on trains	
	Smoking in taxis	Bans or restricts smoking in taxis	
	Smoking on ferries	Bans or restricts smoking on ferries	
	Smoking on domestic air flights	Bans or restricts smoking on domestic air flights	
	Smoking on international air flights	Bans or restricts smoking on international air flights	
	Smoking in restaurants	Bans or restricts smoking in restaurants	
	Smoking in entertainment places	Bans or restricts smoking in entertainment places; such as nightclubs and bars	
	Smoking in other public places	Bans or restricts smoking in other public places, such as cinemas or sports arenas	
	Other Provisions	National tobacco control committee	Establishes national tobacco control programs or institutions
		Tobacco control education / promotion	Requires the government to conduct or sponsor educational programs regarding tobacco
Anti-smuggling provisions		Establishes national regulations regarding the smuggling of tobacco products	
Litigation enabling provisions		Provides the government or citizens the ability to recover damages caused by tobacco-related illnesses from the tobacco companies	

Appendix 5.

***Tobacco Control
Country Profiles***

Data for *Smoking Related Disease Impact* and *Cigarette Consumption and Smoking Prevalence* are from year 2002. Due to lack of most recent data, information related to *Infrastructure for Tobacco Control* reflects the situation of the OIC Member Countries in year 2003.

AFGHANISTAN

SMOKING-RELATED DISEASE IMPACT

Mortality from Cancer, Cardiovascular and Respiratory Diseases, 2002

Diseases	Number of Deaths	Deaths per 100,000 people
Cancer	18,935	152.7
Mouth and oropharynx cancers	2,309	19.5
Trachea, bronchus, lung cancers	1,303	12.3
Cardiovascular diseases	67,642	705.7
Ischaemic heart disease	33,157	354.9
Cerebrovascular disease	11,532	118.6
Respiratory Diseases	8,629	78.8
Chronic obstructive pulmonary disease	3,268	39.9
Asthma	2,294	13.3

Source: WHO 2004 Estimated Total Deaths by Cause and WHO Member State, 2002

CIGARETTE CONSUMPTION and SMOKING PREVALENCE

Annual cigarette consumption per person	...
Smoking Prevalence (%)	
Male	82.0
Female	17.0

Source: WHO Statistical Information System (WHOSIS); The Tobacco Atlas, 2nd Edition

INFRASTRUCTURE FOR TOBACCO CONTROL

National Tobacco Control Provisions

Tobacco Requirements and Regulations	Not			
	Required	Regulated	Regulated	Unknown
Advertising health warnings/messages	N/A			
Age verification for sales				X
Manufacturing licensure				X
Package health warning/ message			X	
Label design on packaging				X
Ingredient/constituent information on package label				X
Amount of tar				X
Amount of nicotine				X
Amount of other ingredients/ constituents				X
Product constituents as confidential information				X
Product constituents as public information				X
Constituent disclosure by brand				X
Constituent disclosure in the aggregate				X

Tobacco Bans and Restrictions

	Banned	Restricted	Not Regulated	Unknown
Advertising in certain media	X			
Advertising to certain audiences	X			
Advertising in certain locations	X			
Advertisement content or design	N/A			
Sponsorship or promotion for certain audiences				X
Sponsorship advertising of events				X
Brand stretching				X
Sales to minors				X
Sales by minors				X
Place of sales				X
Vending machines				X
Free products				X
Single cigarette sales				X
Misleading information on packaging				X
Smoking in government buildings (incl. worksites)				X
Smoking in private worksites				X
Smoking in educational facilities				X
Smoking in health care facilities				X
Smoking on buses				X
Smoking on trains				X
Smoking in taxis				X
Smoking on ferries				X
Smoking on domestic air flights				X
Smoking on international air flights				X
Smoking in restaurants				X
Smoking in entertainment places				X
Smoking in other public places				X

Other Provisions

	Yes	No	Unknown
National tobacco control committee			X
Tobacco control education/promotion			X
Anti-smuggling provisions			X
Litigation enabling provisions			X

Source: Tobacco Control Country Profiles 2003, American Cancer Society

ALBANIA

SMOKING-RELATED DISEASE IMPACT

Mortality from Cancer, Cardiovascular and Respiratory Diseases, 2002

Diseases	Number of Deaths	Deaths per 100,000 people
Cancer	3,878	154.2
Mouth and oropharynx cancers	70	2.9
Trachea, bronchus, lung cancers	933	37.3
Cardiovascular diseases	11,509	536.6
Ischaemic heart disease	3,989	173.7
Cerebrovascular disease	4,169	198.2
Respiratory Diseases	660	30.4
Chronic obstructive pulmonary disease	275	13.2
Asthma	266	12.0

Source: WHO 2004 Estimated Total Deaths by Cause and WHO Member State, 2002

CIGARETTE CONSUMPTION and SMOKING PREVALENCE

Annual cigarette consumption per person	1,196
Smoking Prevalence (%)	
Male	46.3
Female	3.0

Source: WHO Statistical Information System (WHOSIS); The Tobacco Atlas, 2nd Edition

INFRASTRUCTURE FOR TOBACCO CONTROL

National Tobacco Control Provisions

Tobacco Requirements and Regulations	Not			
	Required	Regulated	Regulated	Unknown
Advertising health warnings/messages	X			
Age verification for sales				X
Manufacturing licensure	X			
Package health warning/ message			X	
Label design on packaging			X	
Ingredient/constituent information on package label			X	
Amount of tar		X		
Amount of nicotine		X		
Amount of other ingredients/ constituents		X		
Product constituents as confidential information				X
Product constituents as public information				X
Constituent disclosure by brand				X
Constituent disclosure in the aggregate				X

Tobacco Bans and Restrictions

	Banned	Restricted	Not Regulated	Unknown
Advertising in certain media	X			
Advertising to certain audiences				X
Advertising in certain locations			X	
Advertisement content or design				X
Sponsorship or promotion for certain audiences			X	
Sponsorship advertising of events				X
Brand stretching			X	
Sales to minors			X	
Sales by minors				X
Place of sales				X
Vending machines			X	
Free products			X	
Single cigarette sales			X	
Misleading information on packaging				X
Smoking in government buildings (incl. worksites)			X	
Smoking in private worksites			X	
Smoking in educational facilities			X	
Smoking in health care facilities			X	
Smoking on buses			X	
Smoking on trains			X	
Smoking in taxis			X	
Smoking on ferries			X	
Smoking on domestic air flights			X	
Smoking on international air flights		X		
Smoking in restaurants			X	
Smoking in entertainment places			X	
Smoking in other public places				X

Other Provisions

	Yes	No	Unknown
National tobacco control committee		X	
Tobacco control education/promotion	X		
Anti-smuggling provisions			X
Litigation enabling provisions			X

Source: Tobacco Control Country Profiles 2003, American Cancer Society

ALGERIA

SMOKING-RELATED DISEASE IMPACT

Mortality from Cancer, Cardiovascular and Respiratory Diseases, 2002

Diseases	Number of Deaths	Deaths per 100,000 people
Cancer	16,937	103.1
Mouth and oropharynx cancers	796	4.5
Trachea, bronchus, lung cancers	2,266	13.9
Cardiovascular diseases	46,912	313.6
Ischaemic heart disease	14,948	98.9
Cerebrovascular disease	16,223	107.3
Respiratory Diseases	10,875	69.2
Chronic obstructive pulmonary disease	5,035	33.8
Asthma	558	3.4

Source: WHO 2004 Estimated Total Deaths by Cause and WHO Member State, 2002

CIGARETTE CONSUMPTION and SMOKING PREVALENCE

Annual cigarette consumption per person	794
Smoking Prevalence (%)	
Male	32.3
Female	0.4

Source: WHO Statistical Information System (WHOSIS); The Tobacco Atlas, 2nd Edition

INFRASTRUCTURE FOR TOBACCO CONTROL

National Tobacco Control Provisions

Tobacco Requirements and Regulations	Required	Not		
		Regulated	Regulated	Unknown
Advertising health warnings/messages	N/A			
Age verification for sales			X	
Manufacturing licensure				X
Package health warning/ message	X			
Label design on packaging			X	
Ingredient/constituent information on package label			X	
Amount of tar			X	
Amount of nicotine			X	
Amount of other ingredients/ constituents			X	
Product constituents as confidential information			X	
Product constituents as public information			X	
Constituent disclosure by brand			X	
Constituent disclosure in the aggregate			X	

Tobacco Bans and Restrictions

	Banned	Restricted	Not Regulated	Unknown
Advertising in certain media	X			
Advertising to certain audiences	X			
Advertising in certain locations	X			
Advertisement content or design	N/A			
Sponsorship or promotion for certain audiences	X			
Sponsorship advertising of events	X			
Brand stretching	X			
Sales to minors			X	
Sales by minors			X	
Place of sales			X	
Vending machines			X	
Free products			X	
Single cigarette sales			X	
Misleading information on packaging			X	
Smoking in government buildings (incl. worksites)				X
Smoking in private worksites				X
Smoking in educational facilities				X
Smoking in health care facilities				X
Smoking on buses				X
Smoking on trains				X
Smoking in taxis				X
Smoking on ferries				X
Smoking on domestic air flights				X
Smoking on international air flights				X
Smoking in restaurants				X
Smoking in entertainment places				X
Smoking in other public places				X

Other Provisions

	Yes	No	Unknown
National tobacco control committee		X	
Tobacco control education/promotion	X		
Anti-smuggling provisions			X
Litigation enabling provisions		X	

Source: Tobacco Control Country Profiles 2003, American Cancer Society

AZERBAIJAN

SMOKING-RELATED DISEASE IMPACT

Mortality from Cancer, Cardiovascular and Respiratory Diseases, 2002

Diseases	Number of Deaths	Deaths per 100,000 people
Cancer	7,062	112.8
Mouth and oropharynx cancers	53	0.9
Trachea, bronchus, lung cancers	1,036	16.6
Cardiovascular diseases	33,687	612.9
Ischaemic heart disease	22,302	410.4
Cerebrovascular disease	6,540	118.8
Respiratory Diseases	2,326	38.1
Chronic obstructive pulmonary disease	1,025	18.0
Asthma	216	3.4

Source: WHO 2004 Estimated Total Deaths by Cause and WHO Member State, 2002

CIGARETTE CONSUMPTION and SMOKING PREVALENCE

Annual cigarette consumption per person	904
Smoking Prevalence (%)	
Male	...
Female	0.6

Source: WHO Statistical Information System (WHOSIS); The Tobacco Atlas, 2nd Edition

INFRASTRUCTURE FOR TOBACCO CONTROL

National Tobacco Control Provisions

Tobacco Requirements and Regulations	Not			
	Required	Regulated	Regulated	Unknown
Advertising health warnings/messages	X			
Age verification for sales				X
Manufacturing licensure	X			
Package health warning/ message	X			
Label design on packaging		X		
Ingredient/constituent information on package label			X	
Amount of tar				X
Amount of nicotine				X
Amount of other ingredients/ constituents				X
Product constituents as confidential information				X
Product constituents as public information				X
Constituent disclosure by brand				X
Constituent disclosure in the aggregate				X

Tobacco Bans and Restrictions

	Banned	Restricted	Not Regulated	Unknown
Advertising in certain media	X			
Advertising to certain audiences	X			
Advertising in certain locations		X		
Advertisement content or design		X		
Sponsorship or promotion for certain audiences				X
Sponsorship advertising of events				X
Brand stretching				X
Sales to minors			X	
Sales by minors				X
Place of sales		X		
Vending machines		X		
Free products			X	
Single cigarette sales			X	
Misleading information on packaging				X
Smoking in government buildings (incl. worksites)	X			
Smoking in private worksites		X		
Smoking in educational facilities	X			
Smoking in health care facilities	X			
Smoking on buses			X	
Smoking on trains				X
Smoking in taxis			X	
Smoking on ferries		X		
Smoking on domestic air flights	X			
Smoking on international air flights	X			
Smoking in restaurants		X		
Smoking in entertainment places			X	
Smoking in other public places				X

Other Provisions

	Yes	No	Unknown
National tobacco control committee	X		
Tobacco control education/promotion			X
Anti-smuggling provisions			X
Litigation enabling provisions			X

Source: Tobacco Control Country Profiles 2003, American Cancer Society

BAHRAIN

SMOKING-RELATED DISEASE IMPACT

Mortality from Cancer, Cardiovascular and Respiratory Diseases, 2002

Diseases	Number of Deaths	Deaths per 100,000 people
Cancer	333	126.9
Mouth and oropharynx cancers	9	4.0
Trachea, bronchus, lung cancers	70	30.5
Cardiovascular diseases	789	312.0
Ischaemic heart disease	283	104.4
Cerebrovascular disease	84	32.9
Respiratory Diseases	128	61.6
Chronic obstructive pulmonary disease	44	21.5
Asthma	16	8.1

Source: WHO 2004 Estimated Total Deaths by Cause and WHO Member State, 2002

CIGARETTE CONSUMPTION and SMOKING PREVALENCE

Annual cigarette consumption per person	2,609
Smoking Prevalence (%)	
Male	15.0
Female	3.0

Source: WHO Statistical Information System (WHOSIS); The Tobacco Atlas, 2nd Edition

INFRASTRUCTURE FOR TOBACCO CONTROL

National Tobacco Control Provisions

Tobacco Requirements and Regulations	Not			
	Required	Regulated	Regulated	Unknown
Advertising health warnings/messages				X
Age verification for sales				X
Manufacturing licensure				X
Package health warning/ message	X			
Label design on packaging				X
Ingredient/constituent information on package label	X			
Amount of tar		X		
Amount of nicotine		X		
Amount of other ingredients/ constituents				X
Product constituents as confidential information				X
Product constituents as public information				X
Constituent disclosure by brand				X
Constituent disclosure in the aggregate				X

Tobacco Bans and Restrictions

	Banned	Restricted	Not Regulated	Unknown
Advertising in certain media		X		
Advertising to certain audiences				X
Advertising in certain locations		X		
Advertisement content or design				X
Sponsorship or promotion for certain audiences	X			
Sponsorship advertising of events				X
Brand stretching	X			
Sales to minors	X			
Sales by minors				X
Place of sales				X
Vending machines	X			
Free products				X
Single cigarette sales				X
Misleading information on packaging				X
Smoking in government buildings (incl. worksites)				X
Smoking in private worksites				X
Smoking in educational facilities	X			
Smoking in health care facilities	X			
Smoking on buses	X			
Smoking on trains	X			
Smoking in taxis	X			
Smoking on ferries	X			
Smoking on domestic air flights				X
Smoking on international air flights				X
Smoking in restaurants		X		
Smoking in entertainment places				X
Smoking in other public places		X		

Other Provisions

	Yes	No	Unknown
National tobacco control committee	X		
Tobacco control education/promotion		X	
Anti-smuggling provisions			X
Litigation enabling provisions			X

Source: Tobacco Control Country Profiles 2003, American Cancer Society

BANGLADESH

SMOKING-RELATED DISEASE IMPACT

Mortality from Cancer, Cardiovascular and Respiratory Diseases, 2002

Diseases	Number of Deaths	Deaths per 100,000 people
Cancer	73,871	110.7
Mouth and oropharynx cancers	17,240	27.3
Trachea, bronchus, lung cancers	10,106	16.2
Cardiovascular diseases	253,428	428.2
Ischaemic heart disease	130,006	219.3
Cerebrovascular disease	64,515	116.0
Respiratory Diseases	57,082	90.3
Chronic obstructive pulmonary disease	39,517	66.4
Asthma	8,534	9.7

Source: WHO 2004 Estimated Total Deaths by Cause and WHO Member State, 2002

CIGARETTE CONSUMPTION and SMOKING PREVALENCE

Annual cigarette consumption per person	243
Smoking Prevalence (%)	
Male	58.2
Female	28.2

Source: WHO Statistical Information System (WHOSIS); The Tobacco Atlas, 2nd Edition

INFRASTRUCTURE FOR TOBACCO CONTROL

National Tobacco Control Provisions

Tobacco Requirements and Regulations	Not			
	Required	Regulated	Regulated	Unknown
Advertising health warnings/messages	X			
Age verification for sales				X
Manufacturing licensure	X			
Package health warning/ message	X			
Label design on packaging				X
Ingredient/constituent information on package label			X	
Amount of tar				X
Amount of nicotine				X
Amount of other ingredients/ constituents				X
Product constituents as confidential information				X
Product constituents as public information				X
Constituent disclosure by brand				X
Constituent disclosure in the aggregate				X

Tobacco Bans and Restrictions

	Banned	Restricted	Not Regulated	Unknown
Advertising in certain media		X		
Advertising to certain audiences				X
Advertising in certain locations				X
Advertisement content or design				X
Sponsorship or promotion for certain audiences				X
Sponsorship advertising of events	X			
Brand stretching				X
Sales to minors	X			
Sales by minors				X
Place of sales				X
Vending machines				X
Free products				X
Single cigarette sales			X	
Misleading information on packaging				X
Smoking in government buildings (incl. worksites)		X		
Smoking in private worksites			X	
Smoking in educational facilities	X			
Smoking in health care facilities	X			
Smoking on buses		X		
Smoking on trains	X			
Smoking in taxis		X		
Smoking on ferries		X		
Smoking on domestic air flights	X			
Smoking on international air flights				X
Smoking in restaurants				X
Smoking in entertainment places				X
Smoking in other public places			X	

Other Provisions

	Yes	No	Unknown
National tobacco control committee	X		
Tobacco control education/promotion	X		
Anti-smuggling provisions			X
Litigation enabling provisions			X

Source: Tobacco Control Country Profiles 2003, American Cancer Society

BENIN

SMOKING-RELATED DISEASE IMPACT

Mortality from Cancer, Cardiovascular and Respiratory Diseases, 2002

Diseases	Number of Deaths	Deaths per 100,000 people
Cancer	3,750	153.7
Mouth and oropharynx cancers	119	5.0
Trachea, bronchus, lung cancers	72	3.0
Cardiovascular diseases	9,467	432.4
Ischaemic heart disease	3,017	138.6
Cerebrovascular disease	3,279	148.8
Respiratory Diseases	2,376	100.0
Chronic obstructive pulmonary disease	1,017	48.4
Asthma	421	16.6

Source: WHO 2004 Estimated Total Deaths by Cause and WHO Member State, 2002

CIGARETTE CONSUMPTION and SMOKING PREVALENCE

Annual cigarette consumption per person	...
Smoking Prevalence (%)	37.0
Male	...
Female	...

Source: WHO Statistical Information System (WHOSIS); The Tobacco Atlas, 2nd Edition

INFRASTRUCTURE FOR TOBACCO CONTROL

National Tobacco Control Provisions

Tobacco Requirements and Regulations	Not			
	Required	Regulated	Regulated	Unknown
Advertising health warnings/messages				X
Age verification for sales				X
Manufacturing licensure				X
Package health warning/ message			X	
Label design on packaging				X
Ingredient/constituent information on package label				X
Amount of tar				X
Amount of nicotine				X
Amount of other ingredients/ constituents				X
Product constituents as confidential information				X
Product constituents as public information				X
Constituent disclosure by brand				X
Constituent disclosure in the aggregate				X

Tobacco Bans and Restrictions

	Banned	Restricted	Not Regulated	Unknown
Advertising in certain media				X
Advertising to certain audiences				X
Advertising in certain locations				X
Advertisement content or design				X
Sponsorship or promotion for certain audiences				X
Sponsorship advertising of events				X
Brand stretching				X
Sales to minors				X
Sales by minors				X
Place of sales				X
Vending machines				X
Free products				X
Single cigarette sales				X
Misleading information on packaging				X
Smoking in government buildings (incl. worksites)				X
Smoking in private worksites	X			
Smoking in educational facilities				X
Smoking in health care facilities	X			
Smoking on buses				X
Smoking on trains				X
Smoking in taxis				X
Smoking on ferries				X
Smoking on domestic air flights			X	
Smoking on international air flights				X
Smoking in restaurants				X
Smoking in entertainment places				X
Smoking in other public places		X		

Other Provisions

	Yes	No	Unknown
National tobacco control committee			X
Tobacco control education/promotion	X		
Anti-smuggling provisions			X
Litigation enabling provisions			X

Source: Tobacco Control Country Profiles 2003, American Cancer Society

BRUNEI

SMOKING-RELATED DISEASE IMPACT

Mortality from Cancer, Cardiovascular and Respiratory Diseases, 2002

Diseases	Number of Deaths	Deaths per 100,000 people
Cancer	189	113.6
Mouth and oropharynx cancers	16	8.4
Trachea, bronchus, lung cancers	36	24.6
Cardiovascular diseases	300	210.4
Ischaemic heart disease	92	61.2
Cerebrovascular disease	90	64.1
Respiratory Diseases	79	60.5
Chronic obstructive pulmonary disease	54	44.0
Asthma	13	10.7

Source: WHO 2004 Estimated Total Deaths by Cause and WHO Member State, 2002

CIGARETTE CONSUMPTION and SMOKING PREVALENCE

Annual cigarette consumption per person	...
Smoking Prevalence (%)	20.0
Male	...
Female	...

Source: WHO Statistical Information System (WHOSIS); The Tobacco Atlas, 2nd Edition

INFRASTRUCTURE FOR TOBACCO CONTROL

National Tobacco Control Provisions

Tobacco Requirements and Regulations	Not			
	Required	Regulated	Regulated	Unknown
Advertising health warnings/messages				X
Age verification for sales				X
Manufacturing licensure				X
Package health warning/ message	X			
Label design on packaging				X
Ingredient/constituent information on package label			X	
Amount of tar			X	
Amount of nicotine			X	
Amount of other ingredients/ constituents			X	
Product constituents as confidential information				X
Product constituents as public information			X	
Constituent disclosure by brand			X	
Constituent disclosure in the aggregate			X	

Tobacco Bans and Restrictions

	Banned	Restricted	Not Regulated	Unknown
Advertising in certain media			X	
Advertising to certain audiences				X
Advertising in certain locations			X	
Advertisement content or design				X
Sponsorship or promotion for certain audiences				X
Sponsorship advertising of events				X
Brand stretching				X
Sales to minors			X	
Sales by minors				X
Place of sales				X
Vending machines				X
Free products				X
Single cigarette sales				X
Misleading information on packaging				X
Smoking in government buildings (incl. worksites)	X			
Smoking in private worksites				X
Smoking in educational facilities				X
Smoking in health care facilities	X			
Smoking on buses				X
Smoking on trains				X
Smoking in taxis				X
Smoking on ferries				X
Smoking on domestic air flights		X		
Smoking on international air flights			X	
Smoking in restaurants				X
Smoking in entertainment places				X
Smoking in other public places				X

Other Provisions

	Yes	No	Unknown
National tobacco control committee	X		
Tobacco control education/promotion			X
Anti-smuggling provisions			X
Litigation enabling provisions			X

Source: Tobacco Control Country Profiles 2003, American Cancer Society

BURKINA FASO

SMOKING-RELATED DISEASE IMPACT

Mortality from Cancer, Cardiovascular and Respiratory Diseases, 2002

Diseases	Number of Deaths	Deaths per 100,000 people
Cancer	7,184	162.4
Mouth and oropharynx cancers	299	7.0
Trachea, bronchus, lung cancers	369	8.7
Cardiovascular diseases	18,771	458.7
Ischaemic heart disease	5,877	144.9
Cerebrovascular disease	6,604	161.0
Respiratory Diseases	4,528	101.5
Chronic obstructive pulmonary disease	1,886	47.4
Asthma	815	17.5

Source: WHO 2004 Estimated Total Deaths by Cause and WHO Member State, 2002

CIGARETTE CONSUMPTION and SMOKING PREVALENCE

Annual cigarette consumption per person	...
Smoking Prevalence (%)	
Male	24.2
Female	11.1

Source: WHO Statistical Information System (WHOSIS); The Tobacco Atlas, 2nd Edition

INFRASTRUCTURE FOR TOBACCO CONTROL

National Tobacco Control Provisions

Tobacco Requirements and Regulations	Not			
	Required	Regulated	Regulated	Unknown
Advertising health warnings/messages			X	
Age verification for sales			X	
Manufacturing licensure				X
Package health warning/ message	X			
Label design on packaging			X	
Ingredient/constituent information on package label	X			
Amount of tar			X	
Amount of nicotine			X	
Amount of other ingredients/ constituents			X	
Product constituents as confidential information			X	
Product constituents as public information			X	
Constituent disclosure by brand			X	
Constituent disclosure in the aggregate			X	

Tobacco Bans and Restrictions

	Banned	Restricted	Not Regulated	Unknown
Advertising in certain media			X	
Advertising to certain audiences			X	
Advertising in certain locations		X		
Advertisement content or design			X	
Sponsorship or promotion for certain audiences			X	
Sponsorship advertising of events			X	
Brand stretching			X	
Sales to minors			X	
Sales by minors			X	
Place of sales			X	
Vending machines			X	
Free products			X	
Single cigarette sales			X	
Misleading information on packaging			X	
Smoking in government buildings (incl. worksites)			X	
Smoking in private worksites				X
Smoking in educational facilities	X			
Smoking in health care facilities	X			
Smoking on buses			X	
Smoking on trains			X	
Smoking in taxis			X	
Smoking on ferries			X	
Smoking on domestic air flights			X	
Smoking on international air flights			X	
Smoking in restaurants			X	
Smoking in entertainment places			X	
Smoking in other public places				X

Other Provisions

	Yes	No	Unknown
National tobacco control committee		X	
Tobacco control education/promotion	X		
Anti-smuggling provisions			X
Litigation enabling provisions		X	

Source: Tobacco Control Country Profiles 2003, American Cancer Society

CAMEROON

SMOKING-RELATED DISEASE IMPACT

Mortality from Cancer, Cardiovascular and Respiratory Diseases, 2002

Diseases	Number of Deaths	Deaths per 100,000 people
Cancer	11,148	149.6
Mouth and oropharynx cancers	568	8.0
Trachea, bronchus, lung cancers	328	4.3
Cardiovascular diseases	29,224	435.7
Ischaemic heart disease	9,443	138.6
Cerebrovascular disease	10,198	150.2
Respiratory Diseases	7,027	98.4
Chronic obstructive pulmonary disease	3,125	47.2
Asthma	1,242	16.5

Source: WHO 2004 Estimated Total Deaths by Cause and WHO Member State, 2002

CIGARETTE CONSUMPTION and SMOKING PREVALENCE

Annual cigarette consumption per person	471
Smoking Prevalence	35.7
Male	...
Female	...

Source: WHO Statistical Information System (WHOSIS); The Tobacco Atlas, 2nd Edition

INFRASTRUCTURE FOR TOBACCO CONTROL

National Tobacco Control Provisions

Tobacco Requirements and Regulations	Not			
	Required	Regulated	Regulated	Unknown
Advertising health warnings/messages			X	
Age verification for sales			X	
Manufacturing licensure			X	
Package health warning/ message	X			
Label design on packaging			X	
Ingredient/constituent information on package label			X	
Amount of tar			X	
Amount of nicotine			X	
Amount of other ingredients/ constituents			X	
Product constituents as confidential information			X	
Product constituents as public information			X	
Constituent disclosure by brand			X	
Constituent disclosure in the aggregate			X	

Tobacco Bans and Restrictions

	Banned	Restricted	Not Regulated	Unknown
Advertising in certain media			X	
Advertising to certain audiences			X	
Advertising in certain locations			X	
Advertisement content or design			X	
Sponsorship or promotion for certain audiences			X	
Sponsorship advertising of events			X	
Brand stretching			X	
Sales to minors			X	
Sales by minors			X	
Place of sales			X	
Vending machines			X	
Free products			X	
Single cigarette sales			X	
Misleading information on packaging			X	
Smoking in government buildings (incl. worksites)		X		
Smoking in private worksites			X	
Smoking in educational facilities		X		
Smoking in health care facilities	X			
Smoking on buses			X	
Smoking on trains			X	
Smoking in taxis			X	
Smoking on ferries			X	
Smoking on domestic air flights			X	
Smoking on international air flights				X
Smoking in restaurants			X	
Smoking in entertainment places			X	
Smoking in other public places				X

Other Provisions

	Yes	No	Unknown
National tobacco control committee		X	
Tobacco control education/promotion		X	
Anti-smuggling provisions			X
Litigation enabling provisions		X	

Source: Tobacco Control Country Profiles 2003, American Cancer Society

CHAD

SMOKING-RELATED DISEASE IMPACT

Mortality from Cancer, Cardiovascular and Respiratory Diseases, 2002

Diseases	Number of Deaths	Deaths per 100,000 people
Cancer	5,336	155.7
Mouth and oropharynx cancers	227	6.7
Trachea, bronchus, lung cancers	148	4.0
Cardiovascular diseases	13,507	443.3
Ischaemic heart disease	4,385	141.4
Cerebrovascular disease	4,747	153.9
Respiratory Diseases	3,331	99.9
Chronic obstructive pulmonary disease	1,428	47.6
Asthma	593	16.9

Source: WHO 2004 Estimated Total Deaths by Cause and WHO Member State, 2002

CIGARETTE CONSUMPTION and SMOKING PREVALENCE

Annual cigarette consumption per person	...
Smoking Prevalence (%)	
Male	18.3
Female	3.7

Source: WHO Statistical Information System (WHOSIS); The Tobacco Atlas, 2nd Edition

INFRASTRUCTURE FOR TOBACCO CONTROL

National Tobacco Control Provisions

Tobacco Requirements and Regulations	Not			
	Required	Regulated	Regulated	Unknown
Advertising health warnings/messages			X	
Age verification for sales			X	
Manufacturing licensure			X	
Package health warning/ message			X	
Label design on packaging			X	
Ingredient/constituent information on package label			X	
Amount of tar			X	
Amount of nicotine			X	
Amount of other ingredients/ constituents			X	
Product constituents as confidential information			X	
Product constituents as public information			X	
Constituent disclosure by brand			X	
Constituent disclosure in the aggregate			X	

Tobacco Bans and Restrictions

	Banned	Restricted	Not Regulated	Unknown
Advertising in certain media			X	
Advertising to certain audiences			X	
Advertising in certain locations			X	
Advertisement content or design			X	
Sponsorship or promotion for certain audiences			X	
Sponsorship advertising of events			X	
Brand stretching			X	
Sales to minors			X	
Sales by minors			X	
Place of sales			X	
Vending machines			X	
Free products			X	
Single cigarette sales			X	
Misleading information on packaging			X	
Smoking in government buildings (incl. worksites)			X	
Smoking in private worksites			X	
Smoking in educational facilities		X		
Smoking in health care facilities		X		
Smoking on buses			X	
Smoking on trains			X	
Smoking in taxis			X	
Smoking on ferries			X	
Smoking on domestic air flights			X	
Smoking on international air flights			X	
Smoking in restaurants			X	
Smoking in entertainment places			X	
Smoking in other public places			X	

Other Provisions

	Yes	No	Unknown
National tobacco control committee			X
Tobacco control education/promotion			X
Anti-smuggling provisions			X
Litigation enabling provisions			X

Source: Tobacco Control Country Profiles 2003, American Cancer Society

COMOROS

SMOKING-RELATED DISEASE IMPACT

Mortality from Cancer, Cardiovascular and Respiratory Diseases, 2002

Diseases	Number of Deaths	Deaths per 100,000 people
Cancer	350	128.2
Mouth and oropharynx cancers	23	8.3
Trachea, bronchus, lung cancers	7	2.6
Cardiovascular diseases	887	381.4
Ischaemic heart disease	282	120.0
Cerebrovascular disease	310	131.5
Respiratory Diseases	220	84.9
Chronic obstructive pulmonary disease	92	40.8
Asthma	40	14.2

Source: WHO 2004 Estimated Total Deaths by Cause and WHO Member State, 2002

CIGARETTE CONSUMPTION and SMOKING PREVALENCE

Annual cigarette consumption per person	...
Smoking Prevalence (%)	
Male	27.5
Female	17.0

Source: WHO Statistical Information System (WHOSIS); The Tobacco Atlas, 2nd Edition

INFRASTRUCTURE FOR TOBACCO CONTROL

National Tobacco Control Provisions

Tobacco Requirements and Regulations	Not			
	Required	Regulated	Regulated	Unknown
Advertising health warnings/messages				X
Age verification for sales				X
Manufacturing licensure				X
Package health warning/ message			X	
Label design on packaging				X
Ingredient/constituent information on package label				X
Amount of tar				X
Amount of nicotine				X
Amount of other ingredients/ constituents				X
Product constituents as confidential information				X
Product constituents as public information				X
Constituent disclosure by brand				X
Constituent disclosure in the aggregate				X

Tobacco Bans and Restrictions

	Banned	Restricted	Not Regulated	Unknown
Advertising in certain media				X
Advertising to certain audiences				X
Advertising in certain locations				X
Advertisement content or design				X
Sponsorship or promotion for certain audiences				X
Sponsorship advertising of events				X
Brand stretching				X
Sales to minors				X
Sales by minors				X
Place of sales				X
Vending machines				X
Free products				X
Single cigarette sales				X
Misleading information on packaging				X
Smoking in government buildings (incl. worksites)				X
Smoking in private worksites				X
Smoking in educational facilities	X			
Smoking in health care facilities				X
Smoking on buses				X
Smoking on trains				X
Smoking in taxis				X
Smoking on ferries				X
Smoking on domestic air flights				X
Smoking on international air flights				X
Smoking in restaurants				X
Smoking in entertainment places				X
Smoking in other public places				X

Other Provisions

	Yes	No	Unknown
National tobacco control committee			X
Tobacco control education/promotion			X
Anti-smuggling provisions			X
Litigation enabling provisions			X

Source: Tobacco Control Country Profiles 2003, American Cancer Society

COTE D'IVOIRE

SMOKING-RELATED DISEASE IMPACT

Mortality from Cancer, Cardiovascular and Respiratory Diseases, 2002

Diseases	Number of Deaths	Deaths per 100,000 people
Cancer	11,531	167.3
Mouth and oropharynx cancers	487	5.6
Trachea, bronchus, lung cancers	752	36.9
Cardiovascular diseases	27,614	356.3
Ischaemic heart disease	9,257	151.1
Cerebrovascular disease	9,530	109.5
Respiratory Diseases	7,234	14.4
Chronic obstructive pulmonary disease	4,139	10.7
Asthma	388	1.6

Source: WHO 2004 Estimated Total Deaths by Cause and WHO Member State, 2002

CIGARETTE CONSUMPTION and SMOKING PREVALENCE

Annual cigarette consumption per person	192
Smoking Prevalence (%)	
Male	20.7
Female	3.2

Source: WHO Statistical Information System (WHOSIS); The Tobacco Atlas, 2nd Edition

INFRASTRUCTURE FOR TOBACCO CONTROL

National Tobacco Control Provisions

Tobacco Requirements and Regulations	Not			
	Required	Regulated	Regulated	Unknown
Advertising health warnings/messages				X
Age verification for sales				X
Manufacturing licensure				X
Package health warning/ message	X			
Label design on packaging				X
Ingredient/constituent information on package label				X
Amount of tar				X
Amount of nicotine				X
Amount of other ingredients/ constituents				X
Product constituents as confidential information				X
Product constituents as public information				X
Constituent disclosure by brand				X
Constituent disclosure in the aggregate				X

Tobacco Bans and Restrictions

	Banned	Restricted	Not Regulated	Unknown
Advertising in certain media		X		
Advertising to certain audiences				X
Advertising in certain locations		X		
Advertisement content or design				X
Sponsorship or promotion for certain audiences				X
Sponsorship advertising of events				X
Brand stretching				X
Sales to minors				X
Sales by minors				X
Place of sales				X
Vending machines				X
Free products		X		
Single cigarette sales		X		
Misleading information on packaging				X
Smoking in government buildings (incl. worksites)		X		
Smoking in private worksites		X		
Smoking in educational facilities		X		
Smoking in health care facilities		X		
Smoking on buses	X			
Smoking on trains	X			
Smoking in taxis				X
Smoking on ferries				X
Smoking on domestic air flights		X		
Smoking on international air flights		X		
Smoking in restaurants				X
Smoking in entertainment places				X
Smoking in other public places				X

Other Provisions

	Yes	No	Unknown
National tobacco control committee			X
Tobacco control education/promotion			X
Anti-smuggling provisions			X
Litigation enabling provisions			X

Source: Tobacco Control Country Profiles 2003, American Cancer Society

DJIBOUTI

SMOKING-RELATED DISEASE IMPACT

Mortality from Cancer, Cardiovascular and Respiratory Diseases, 2002

Diseases	Number of Deaths	Deaths per 100,000 people
Cancer	434	115.7
Mouth and oropharynx cancers	27	7.6
Trachea, bronchus, lung cancers	9	2.5
Cardiovascular diseases	1,426	533.3
Ischaemic heart disease	727	265.2
Cerebrovascular disease	248	91.6
Respiratory Diseases	159	55.8
Chronic obstructive pulmonary disease	81	31.8
Asthma	24	5.0

Source: WHO 2004 Estimated Total Deaths by Cause and WHO Member State, 2002

CIGARETTE CONSUMPTION and SMOKING PREVALENCE

Annual cigarette consumption per person	...
Smoking Prevalence (%)	
Male	75.0
Female	10.0

Source: WHO Statistical Information System (WHOSIS); The Tobacco Atlas, 2nd Edition

INFRASTRUCTURE FOR TOBACCO CONTROL

National Tobacco Control Provisions

Tobacco Requirements and Regulations	Not			
	Required	Regulated	Regulated	Unknown
Advertising health warnings/messages				X
Age verification for sales				X
Manufacturing licensure				X
Package health warning/ message			X	
Label design on packaging				X
Ingredient/constituent information on package label				X
Amount of tar				X
Amount of nicotine				X
Amount of other ingredients/ constituents				X
Product constituents as confidential information				X
Product constituents as public information				X
Constituent disclosure by brand				X
Constituent disclosure in the aggregate				X

Tobacco Bans and Restrictions

	Banned	Restricted	Not Regulated	Unknown
Advertising in certain media			X	
Advertising to certain audiences				X
Advertising in certain locations				X
Advertisement content or design				X
Sponsorship or promotion for certain audiences	X			
Sponsorship advertising of events				X
Brand stretching				X
Sales to minors			X	
Sales by minors				X
Place of sales				X
Vending machines				X
Free products				X
Single cigarette sales				X
Misleading information on packaging				X
Smoking in government buildings (incl. worksites)				X
Smoking in private worksites				X
Smoking in educational facilities	X			
Smoking in health care facilities			X	
Smoking on buses			X	
Smoking on trains			X	
Smoking in taxis			X	
Smoking on ferries			X	
Smoking on domestic air flights				X
Smoking on international air flights				X
Smoking in restaurants				X
Smoking in entertainment places				X
Smoking in other public places				X

Other Provisions

	Yes	No	Unknown
National tobacco control committee	X		
Tobacco control education/promotion			X
Anti-smuggling provisions			X
Litigation enabling provisions			X

Source: Tobacco Control Country Profiles 2003, American Cancer Society

EGYPT

SMOKING-RELATED DISEASE IMPACT

Mortality from Cancer, Cardiovascular and Respiratory Diseases, 2002

Diseases	Number of Deaths	Deaths per 100,000 people
Cancer	38,728	83.7
Mouth and oropharynx cancers	412	0.9
Trachea, bronchus, lung cancers	3,209	7.0
Cardiovascular diseases	209,498	560.1
Ischaemic heart disease	103,829	273.5
Cerebrovascular disease	35,054	92.5
Respiratory Diseases	25,515	64.8
Chronic obstructive pulmonary disease	13,071	35.9
Asthma	2,974	5.0

Source: WHO 2004 Estimated Total Deaths by Cause and WHO Member State, 2002

CIGARETTE CONSUMPTION and SMOKING PREVALENCE

Annual cigarette consumption per person	1,414
Smoking Prevalence (%)	
Male	45.5
Female	17.4

Source: WHO Statistical Information System (WHOSIS); The Tobacco Atlas, 2nd Edition

INFRASTRUCTURE FOR TOBACCO CONTROL

National Tobacco Control Provisions

Tobacco Requirements and Regulations	Not			
	Required	Regulated	Regulated	Unknown
Advertising health warnings/messages	X			
Age verification for sales				X
Manufacturing licensure				X
Package health warning/ message	X			
Label design on packaging		X		
Ingredient/constituent information on package label	X			
Amount of tar		X		
Amount of nicotine		X		
Amount of other ingredients/ constituents				X
Product constituents as confidential information				X
Product constituents as public information				X
Constituent disclosure by brand				X
Constituent disclosure in the aggregate				X

Tobacco Bans and Restrictions

	Banned	Restricted	Not Regulated	Unknown
Advertising in certain media		X		
Advertising to certain audiences				X
Advertising in certain locations		X		
Advertisement content or design		X		
Sponsorship or promotion for certain audiences	X			
Sponsorship advertising of events	X			
Brand stretching				X
Sales to minors			X	
Sales by minors				X
Place of sales				X
Vending machines				X
Free products			X	
Single cigarette sales				X
Misleading information on packaging				X
Smoking in government buildings (incl. worksites)		X		
Smoking in private worksites		X		
Smoking in educational facilities	X			
Smoking in health care facilities	X			
Smoking on buses	X			
Smoking on trains	X			
Smoking in taxis	X			
Smoking on ferries	X			
Smoking on domestic air flights	X			
Smoking on international air flights				X
Smoking in restaurants		X		
Smoking in entertainment places				X
Smoking in other public places		X		

Other Provisions

	Yes	No	Unknown
National tobacco control committee	X		
Tobacco control education/promotion			X
Anti-smuggling provisions			X
Litigation enabling provisions			X

Source: Tobacco Control Country Profiles 2003, American Cancer Society

GABON

SMOKING-RELATED DISEASE IMPACT

Mortality from Cancer, Cardiovascular and Respiratory Diseases, 2002

Diseases	Number of Deaths	Deaths per 100,000 people
Cancer	1,142	158.4
Mouth and oropharynx cancers	119	16.9
Trachea, bronchus, lung cancers	65	9.3
Cardiovascular diseases	2,838	410.4
Ischaemic heart disease	1,001	146.2
Cerebrovascular disease	951	137.1
Respiratory Diseases	628	87.2
Chronic obstructive pulmonary disease	325	47.1
Asthma	90	12.2

Source: WHO 2004 Estimated Total Deaths by Cause and WHO Member State, 2002

CIGARETTE CONSUMPTION and SMOKING PREVALENCE

Annual cigarette consumption per person	726
Smoking Prevalence (%)	
Male	...
Female	...

Source: WHO Statistical Information System (WHOSIS); The Tobacco Atlas, 2nd Edition

INFRASTRUCTURE FOR TOBACCO CONTROL

National Tobacco Control Provisions

Tobacco Requirements and Regulations	Not			
	Required	Regulated	Regulated	Unknown
Advertising health warnings/messages			X	
Age verification for sales			X	
Manufacturing licensure			X	
Package health warning/ message	X			
Label design on packaging		X		
Ingredient/constituent information on package label	X			
Amount of tar			X	
Amount of nicotine			X	
Amount of other ingredients/ constituents			X	
Product constituents as confidential information			X	
Product constituents as public information			X	
Constituent disclosure by brand			X	
Constituent disclosure in the aggregate			X	

Tobacco Bans and Restrictions

	Banned	Restricted	Not Regulated	Unknown
Advertising in certain media			X	
Advertising to certain audiences			X	
Advertising in certain locations			X	
Advertisement content or design			X	
Sponsorship or promotion for certain audiences			X	
Sponsorship advertising of events			X	
Brand stretching			X	
Sales to minors			X	
Sales by minors			X	
Place of sales			X	
Vending machines			X	
Free products			X	
Single cigarette sales			X	
Misleading information on packaging			X	
Smoking in government buildings (incl. worksites)			X	
Smoking in private worksites			X	
Smoking in educational facilities			X	
Smoking in health care facilities			X	
Smoking on buses			X	
Smoking on trains			X	
Smoking in taxis			X	
Smoking on ferries			X	
Smoking on domestic air flights			X	
Smoking on international air flights			X	
Smoking in restaurants			X	
Smoking in entertainment places			X	
Smoking in other public places				X

Other Provisions

	Yes	No	Unknown
National tobacco control committee		X	
Tobacco control education/promotion		X	
Anti-smuggling provisions			X
Litigation enabling provisions		X	

Source: Tobacco Control Country Profiles 2003, American Cancer Society

GAMBIA

SMOKING-RELATED DISEASE IMPACT

Mortality from Cancer, Cardiovascular and Respiratory Diseases, 2002

Diseases	Number of Deaths	Deaths per 100,000 people
Cancer	970	144.2
Mouth and oropharynx cancers	23	3.8
Trachea, bronchus, lung cancers	52	8.6
Cardiovascular diseases	2,381	412.6
Ischaemic heart disease	789	132.1
Cerebrovascular disease	837	142.3
Respiratory Diseases	585	93.7
Chronic obstructive pulmonary disease	257	45.3
Asthma	104	15.6

Source: WHO 2004 Estimated Total Deaths by Cause and WHO Member State, 2002

CIGARETTE CONSUMPTION and SMOKING PREVALENCE

Annual cigarette consumption per person	...
Smoking Prevalence (%)	
Male	38.5
Female	4.4

Source: WHO Statistical Information System (WHOSIS); The Tobacco Atlas, 2nd Edition

INFRASTRUCTURE FOR TOBACCO CONTROL

National Tobacco Control Provisions

Tobacco Requirements and Regulations	Not			
	Required	Regulated	Regulated	Unknown
Advertising health warnings/messages			X	
Age verification for sales			X	
Manufacturing licensure				X
Package health warning/ message			X	
Label design on packaging			X	
Ingredient/constituent information on package label			X	
Amount of tar			X	
Amount of nicotine			X	
Amount of other ingredients/ constituents			X	
Product constituents as confidential information			X	
Product constituents as public information			X	
Constituent disclosure by brand			X	
Constituent disclosure in the aggregate			X	

Tobacco Bans and Restrictions

	Banned	Restricted	Not Regulated	Unknown
Advertising in certain media			X	
Advertising to certain audiences			X	
Advertising in certain locations			X	
Advertisement content or design			X	
Sponsorship or promotion for certain audiences			X	
Sponsorship advertising of events			X	
Brand stretching			X	
Sales to minors			X	
Sales by minors			X	
Place of sales			X	
Vending machines			X	
Free products			X	
Single cigarette sales			X	
Misleading information on packaging			X	
Smoking in government buildings (incl. worksites)		X		
Smoking in private worksites		X		
Smoking in educational facilities		X		
Smoking in health care facilities		X		
Smoking on buses	X			
Smoking on trains	X			
Smoking in taxis	X			
Smoking on ferries	X			
Smoking on domestic air flights			X	
Smoking on international air flights			X	
Smoking in restaurants		X		
Smoking in entertainment places		X		
Smoking in other public places				X

Other Provisions

	Yes	No	Unknown
National tobacco control committee		X	
Tobacco control education/promotion	X		
Anti-smuggling provisions			X
Litigation enabling provisions		X	

Source: Tobacco Control Country Profiles 2003, American Cancer Society

GUINEA

SMOKING-RELATED DISEASE IMPACT

Mortality from Cancer, Cardiovascular and Respiratory Diseases, 2002

Diseases	Number of Deaths	Deaths per 100,000 people
Cancer	5,241	155.6
Mouth and oropharynx cancers	197	5.7
Trachea, bronchus, lung cancers	220	5.6
Cardiovascular diseases	12,602	432.2
Ischaemic heart disease	4,137	139.5
Cerebrovascular disease	4,415	149.5
Respiratory Diseases	3,162	99.4
Chronic obstructive pulmonary disease	1,348	47.5
Asthma	576	16.8

Source: WHO 2004 Estimated Total Deaths by Cause and WHO Member State, 2002

CIGARETTE CONSUMPTION and SMOKING PREVALENCE

Annual cigarette consumption per person	...
Smoking Prevalence (%)	
Male	58.9
Female	47.3

Source: WHO Statistical Information System (WHOSIS); The Tobacco Atlas, 2nd Edition

INFRASTRUCTURE FOR TOBACCO CONTROL

National Tobacco Control Provisions

Tobacco Requirements and Regulations	Not			
	Required	Regulated	Regulated	Unknown
Advertising health warnings/messages			X	
Age verification for sales			X	
Manufacturing licensure				X
Package health warning/ message	X			
Label design on packaging			X	
Ingredient/constituent information on package label			X	
Amount of tar			X	
Amount of nicotine			X	
Amount of other ingredients/ constituents			X	
Product constituents as confidential information			X	
Product constituents as public information			X	
Constituent disclosure by brand			X	
Constituent disclosure in the aggregate			X	

Tobacco Bans and Restrictions

	Banned	Restricted	Not Regulated	Unknown
Advertising in certain media		X		
Advertising to certain audiences			X	
Advertising in certain locations			X	
Advertisement content or design			X	
Sponsorship or promotion for certain audiences			X	
Sponsorship advertising of events			X	
Brand stretching			X	
Sales to minors			X	
Sales by minors			X	
Place of sales			X	
Vending machines			X	
Free products			X	
Single cigarette sales			X	
Misleading information on packaging			X	
Smoking in government buildings (incl. worksites)	X			
Smoking in private worksites		X		
Smoking in educational facilities	X			
Smoking in health care facilities	X			
Smoking on buses	X			
Smoking on trains	X			
Smoking in taxis	X			
Smoking on ferries		X		
Smoking on domestic air flights			X	
Smoking on international air flights			X	
Smoking in restaurants	X			
Smoking in entertainment places			X	
Smoking in other public places				X

Other Provisions

	Yes	No	Unknown
National tobacco control committee		X	
Tobacco control education/promotion		X	
Anti-smuggling provisions			X
Litigation enabling provisions		X	

Source: Tobacco Control Country Profiles 2003, American Cancer Society

GUINEA BISSAU

SMOKING-RELATED DISEASE IMPACT

Mortality from Cancer, Cardiovascular and Respiratory Diseases, 2002

Diseases	Number of Deaths	Deaths per 100,000 people
Cancer	951	159.2
Mouth and oropharynx cancers	31	5.2
Trachea, bronchus, lung cancers	18	3.0
Cardiovascular diseases	2,397	449.2
Ischaemic heart disease	783	143.8
Cerebrovascular disease	844	156.1
Respiratory Diseases	590	101.6
Chronic obstructive pulmonary disease	254	48.3
Asthma	105	17.2

Source: WHO 2004 Estimated Total Deaths by Cause and WHO Member State, 2002

CIGARETTE CONSUMPTION and SMOKING PREVALENCE

Annual cigarette consumption per person	...
Smoking Prevalence (%)	
Male	...
Female	...

Source: WHO Statistical Information System (WHOSIS); The Tobacco Atlas, 2nd Edition

INFRASTRUCTURE FOR TOBACCO CONTROL

National Tobacco Control Provisions

Tobacco Requirements and Regulations	Not			
	Required	Regulated	Regulated	Unknown
Advertising health warnings/messages			X	
Age verification for sales			X	
Manufacturing licensure			X	
Package health warning/ message			X	
Label design on packaging			X	
Ingredient/constituent information on package label			X	
Amount of tar			X	
Amount of nicotine			X	
Amount of other ingredients/ constituents			X	
Product constituents as confidential information			X	
Product constituents as public information			X	
Constituent disclosure by brand			X	
Constituent disclosure in the aggregate			X	

Tobacco Bans and Restrictions

	Banned	Restricted	Not Regulated	Unknown
Advertising in certain media			X	
Advertising to certain audiences			X	
Advertising in certain locations			X	
Advertisement content or design			X	
Sponsorship or promotion for certain audiences			X	
Sponsorship advertising of events			X	
Brand stretching			X	
Sales to minors			X	
Sales by minors			X	
Place of sales			X	
Vending machines			X	
Free products			X	
Single cigarette sales			X	
Misleading information on packaging			X	
Smoking in government buildings (incl. worksites)			X	
Smoking in private worksites			X	
Smoking in educational facilities			X	
Smoking in health care facilities			X	
Smoking on buses			X	
Smoking on trains			X	
Smoking in taxis			X	
Smoking on ferries			X	
Smoking on domestic air flights			X	
Smoking on international air flights			X	
Smoking in restaurants			X	
Smoking in entertainment places			X	
Smoking in other public places			X	

Other Provisions

	Yes	No	Unknown
National tobacco control committee		X	
Tobacco control education/promotion		X	
Anti-smuggling provisions			X
Litigation enabling provisions		X	

Source: Tobacco Control Country Profiles 2003, American Cancer Society

GUYANA

SMOKING-RELATED DISEASE IMPACT

Mortality from Cancer, Cardiovascular and Respiratory Diseases, 2002

Diseases	Number of Deaths	Deaths per 100,000 people
Cancer	424	86.0
Mouth and oropharynx cancers	9	1.9
Trachea, bronchus, lung cancers	29	6.2
Cardiovascular diseases	2,469	525.9
Ischaemic heart disease	791	169.4
Cerebrovascular disease	880	187.3
Respiratory Diseases	140	27.7
Chronic obstructive pulmonary disease	66	14.1
Asthma	11	1.8

Source: WHO 2004 Estimated Total Deaths by Cause and WHO Member State, 2002

CIGARETTE CONSUMPTION and SMOKING PREVALENCE

Annual cigarette consumption per person	...
Smoking Prevalence (%)	
Male	...
Female	...

Source: WHO Statistical Information System (WHOSIS); The Tobacco Atlas, 2nd Edition

INFRASTRUCTURE FOR TOBACCO CONTROL

National Tobacco Control Provisions

Tobacco Requirements and Regulations	Not			
	Required	Regulated	Regulated	Unknown
Advertising health warnings/messages	X			
Age verification for sales				X
Manufacturing licensure	X			
Package health warning/ message			X	
Label design on packaging			X	
Ingredient/constituent information on package label			X	
Amount of tar			X	
Amount of nicotine			X	
Amount of other ingredients/ constituents			X	
Product constituents as confidential information				X
Product constituents as public information				X
Constituent disclosure by brand				X
Constituent disclosure in the aggregate				X

Tobacco Bans and Restrictions

	Banned	Restricted	Not Regulated	Unknown
Advertising in certain media		X		
Advertising to certain audiences				X
Advertising in certain locations		X		
Advertisement content or design				X
Sponsorship or promotion for certain audiences				X
Sponsorship advertising of events		X		
Brand stretching	X			
Sales to minors	X			
Sales by minors			X	
Place of sales				X
Vending machines			X	
Free products			X	
Single cigarette sales			X	
Misleading information on packaging				X
Smoking in government buildings (incl. worksites)				X
Smoking in private worksites				X
Smoking in educational facilities				X
Smoking in health care facilities				X
Smoking on buses	X			
Smoking on trains	X			
Smoking in taxis	X			
Smoking on ferries			X	
Smoking on domestic air flights	X			
Smoking on international air flights	X			
Smoking in restaurants		X		
Smoking in entertainment places			X	
Smoking in other public places				X

Other Provisions

	Yes	No	Unknown
National tobacco control committee		X	
Tobacco control education/promotion		X	
Anti-smuggling provisions			X
Litigation enabling provisions		X	

Source: Tobacco Control Country Profiles 2003, American Cancer Society

INDONESIA

SMOKING-RELATED DISEASE IMPACT

Mortality from Cancer, Cardiovascular and Respiratory Diseases, 2002

Diseases	Number of Deaths	Deaths per 100,000 people
Cancer	188,129	132.3
Mouth and oropharynx cancers	10,361	6.7
Trachea, bronchus, lung cancers	31,585	22.2
Cardiovascular diseases	468,707	361.0
Ischaemic heart disease	220,372	167.0
Cerebrovascular disease	123,684	99.8
Respiratory Diseases	109,738	85.0
Chronic obstructive pulmonary disease	73,144	58.4
Asthma	15,028	9.7

Source: WHO 2004 Estimated Total Deaths by Cause and WHO Member State, 2002

CIGARETTE CONSUMPTION and SMOKING PREVALENCE

Annual cigarette consumption per person	1,122
Smoking Prevalence (%)	
Male	69.0
Female	3.0

Source: WHO Statistical Information System (WHOSIS); The Tobacco Atlas, 2nd Edition

INFRASTRUCTURE FOR TOBACCO CONTROL

National Tobacco Control Provisions

Tobacco Requirements and Regulations	Not			
	Required	Regulated	Regulated	Unknown
Advertising health warnings/messages	X			
Age verification for sales			X	
Manufacturing licensure	X			
Package health warning/ message	X			
Label design on packaging		X		
Ingredient/constituent information on package label	X			
Amount of tar		X		
Amount of nicotine		X		
Amount of other ingredients/ constituents		X		
Product constituents as confidential information			X	
Product constituents as public information		X		
Constituent disclosure by brand			X	
Constituent disclosure in the aggregate			X	

Tobacco Bans and Restrictions

	Banned	Restricted	Not Regulated	Unknown
Advertising in certain media		X		
Advertising to certain audiences			X	
Advertising in certain locations		X		
Advertisement content or design		X		
Sponsorship or promotion for certain audiences			X	
Sponsorship advertising of events			X	
Brand stretching			X	
Sales to minors			X	
Sales by minors			X	
Place of sales			X	
Vending machines		X		
Free products	X			
Single cigarette sales			X	
Misleading information on packaging			X	
Smoking in government buildings (incl. worksites)		X		
Smoking in private worksites			X	
Smoking in educational facilities	X			
Smoking in health care facilities	X			
Smoking on buses		X		
Smoking on trains		X		
Smoking in taxis		X		
Smoking on ferries		X		
Smoking on domestic air flights		X		
Smoking on international air flights			X	
Smoking in restaurants			X	
Smoking in entertainment places			X	
Smoking in other public places				X

Other Provisions

	Yes	No	Unknown
National tobacco control committee	X		
Tobacco control education/promotion	X		
Anti-smuggling provisions			X
Litigation enabling provisions		X	

Source: Tobacco Control Country Profiles 2003, American Cancer Society

IRAN

SMOKING-RELATED DISEASE IMPACT

Mortality from Cancer, Cardiovascular and Respiratory Diseases, 2002

Diseases	Number of Deaths	Deaths per 100,000 people
Cancer	43,912	113.4
Mouth and oropharynx cancers	403	1.1
Trachea, bronchus, lung cancers	5,859	15.7
Cardiovascular diseases	157,641	465.9
Ischaemic heart disease	81,983	238.8
Cerebrovascular disease	31,768	96.9
Respiratory Diseases	15,393	43.6
Chronic obstructive pulmonary disease	8,991	26.3
Asthma	36	0.1

Source: WHO 2004 Estimated Total Deaths by Cause and WHO Member State, 2002

CIGARETTE CONSUMPTION and SMOKING PREVALENCE

Annual cigarette consumption per person	807
Smoking Prevalence (%)	
Male	22.0
Female	2.1

Source: WHO Statistical Information System (WHOSIS); The Tobacco Atlas, 2nd Edition

INFRASTRUCTURE FOR TOBACCO CONTROL

National Tobacco Control Provisions

Tobacco Requirements and Regulations	Required	Not		
		Regulated	Regulated	Unknown
Advertising health warnings/messages	N/A			
Age verification for sales			X	
Manufacturing licensure				X
Package health warning/ message	X			
Label design on packaging			X	
Ingredient/constituent information on package label			X	
Amount of tar			X	
Amount of nicotine			X	
Amount of other ingredients/ constituents			X	
Product constituents as confidential information			X	
Product constituents as public information			X	
Constituent disclosure by brand			X	
Constituent disclosure in the aggregate			X	

Tobacco Bans and Restrictions

	Banned	Restricted	Not Regulated	Unknown
Advertising in certain media	X			
Advertising to certain audiences	X			
Advertising in certain locations	X			
Advertisement content or design	N/A			
Sponsorship or promotion for certain audiences	X			
Sponsorship advertising of events	X			
Brand stretching	X			
Sales to minors			X	
Sales by minors			X	
Place of sales			X	
Vending machines			X	
Free products			X	
Single cigarette sales			X	
Misleading information on packaging			X	
Smoking in government buildings (incl. worksites)	X			
Smoking in private worksites	X			
Smoking in educational facilities	X			
Smoking in health care facilities	X			
Smoking on buses	X			
Smoking on trains	X			
Smoking in taxis	X			
Smoking on ferries	X			
Smoking on domestic air flights	X			
Smoking on international air flights	X			
Smoking in restaurants	X			
Smoking in entertainment places	X			
Smoking in other public places		X		

Other Provisions

	Yes	No	Unknown
National tobacco control committee	X		
Tobacco control education/promotion	X		
Anti-smuggling provisions			X
Litigation enabling provisions		X	

Source: Tobacco Control Country Profiles 2003, American Cancer Society

IRAQ

SMOKING-RELATED DISEASE IMPACT

Mortality from Cancer, Cardiovascular and Respiratory Diseases, 2002

Diseases	Number of Deaths	Deaths per 100,000 people
Cancer	13,191	111.7
Mouth and oropharynx cancers	682	6.3
Trachea, bronchus, lung cancers	1,824	17.9
Cardiovascular diseases	45,746	508.0
Ischaemic heart disease	22,036	252.1
Cerebrovascular disease	8,291	95.9
Respiratory Diseases	6,145	54.1
Chronic obstructive pulmonary disease	2,619	30.2
Asthma	409	2.1

Source: WHO 2004 Estimated Total Deaths by Cause and WHO Member State, 2002

CIGARETTE CONSUMPTION and SMOKING PREVALENCE

Annual cigarette consumption per person	...
Smoking Prevalence (%)	
Male	40.0
Female	5.0

Source: WHO Statistical Information System (WHOSIS); The Tobacco Atlas, 2nd Edition

INFRASTRUCTURE FOR TOBACCO CONTROL

National Tobacco Control Provisions

Tobacco Requirements and Regulations	Not			
	Required	Regulated	Regulated	Unknown
Advertising health warnings/messages	N/A			
Age verification for sales				X
Manufacturing licensure				X
Package health warning/ message	X			
Label design on packaging		X		
Ingredient/constituent information on package label	X			
Amount of tar		X		
Amount of nicotine		X		
Amount of other ingredients/ constituents				X
Product constituents as confidential information				X
Product constituents as public information				X
Constituent disclosure by brand				X
Constituent disclosure in the aggregate				X

Tobacco Bans and Restrictions

	Banned	Restricted	Not Regulated	Unknown
Advertising in certain media	X			
Advertising to certain audiences	X			
Advertising in certain locations	X			
Advertisement content or design	N/A			
Sponsorship or promotion for certain audiences				X
Sponsorship advertising of events				X
Brand stretching				X
Sales to minors				X
Sales by minors				X
Place of sales		X		
Vending machines				X
Free products			X	
Single cigarette sales				X
Misleading information on packaging				X
Smoking in government buildings (incl. worksites)				X
Smoking in private worksites				X
Smoking in educational facilities	X			
Smoking in health care facilities	X			
Smoking on buses			X	
Smoking on trains			X	
Smoking in taxis			X	
Smoking on ferries			X	
Smoking on domestic air flights			X	
Smoking on international air flights				X
Smoking in restaurants				X
Smoking in entertainment places				X
Smoking in other public places		X		

Other Provisions

	Yes	No	Unknown
National tobacco control committee			X
Tobacco control education/promotion			X
Anti-smuggling provisions			X
Litigation enabling provisions			X

Source: Tobacco Control Country Profiles 2003, American Cancer Society

JORDAN

SMOKING-RELATED DISEASE IMPACT

Mortality from Cancer, Cardiovascular and Respiratory Diseases, 2002

Diseases	Number of Deaths	Deaths per 100,000 people
Cancer	3,284	143.8
Mouth and oropharynx cancers	86	3.7
Trachea, bronchus, lung cancers	373	16.8
Cardiovascular diseases	7,311	384.2
Ischaemic heart disease	3,788	202.5
Cerebrovascular disease	1,428	76.5
Respiratory Diseases	816	40.7
Chronic obstructive pulmonary disease	392	21.7
Asthma	112	4.9

Source: WHO 2004 Estimated Total Deaths by Cause and WHO Member State, 2002

CIGARETTE CONSUMPTION and SMOKING PREVALENCE

Annual cigarette consumption per person	1,699
Smoking Prevalence (%)	
Male	50.5
Female	8.3

Source: WHO Statistical Information System (WHOSIS); The Tobacco Atlas, 2nd Edition

INFRASTRUCTURE FOR TOBACCO CONTROL

National Tobacco Control Provisions

Tobacco Requirements and Regulations	Not			
	Required	Regulated	Regulated	Unknown
Advertising health warnings/messages	N/A			
Age verification for sales				X
Manufacturing licensure				X
Package health warning/ message	X			
Label design on packaging		X		
Ingredient/constituent information on package label	X			
Amount of tar		X		
Amount of nicotine		X		
Amount of other ingredients/ constituents		X		
Product constituents as confidential information				X
Product constituents as public information				X
Constituent disclosure by brand				X
Constituent disclosure in the aggregate				X

Tobacco Bans and Restrictions

	Banned	Restricted	Not Regulated	Unknown
Advertising in certain media	X			
Advertising to certain audiences	X			
Advertising in certain locations	X			
Advertisement content or design	N/A			
Sponsorship or promotion for certain audiences		X		
Sponsorship advertising of events				X
Brand stretching				X
Sales to minors	X			
Sales by minors				X
Place of sales				X
Vending machines				X
Free products	X			
Single cigarette sales	X			
Misleading information on packaging				X
Smoking in government buildings (incl. worksites)	X			
Smoking in private worksites		X		
Smoking in educational facilities	X			
Smoking in health care facilities	X			
Smoking on buses	X			
Smoking on trains	X			
Smoking in taxis	X			
Smoking on ferries	X			
Smoking on domestic air flights			X	
Smoking on international air flights			X	
Smoking in restaurants		X		
Smoking in entertainment places		X		
Smoking in other public places		X		

Other Provisions

	Yes	No	Unknown
National tobacco control committee	X		
Tobacco control education/promotion			X
Anti-smuggling provisions			X
Litigation enabling provisions			X

Source: Tobacco Control Country Profiles 2003, American Cancer Society

KAZAKHSTAN

SMOKING-RELATED DISEASE IMPACT

Mortality from Cancer, Cardiovascular and Respiratory Diseases, 2002

Diseases	Number of Deaths	Deaths per 100,000 people
Cancer	23,895	167.2
Mouth and oropharynx cancers	663	4.7
Trachea, bronchus, lung cancers	4,420	30.9
Cardiovascular diseases	96,411	713.4
Ischaemic heart disease	51,948	386.3
Cerebrovascular disease	26,874	200.0
Respiratory Diseases	7,905	56.8
Chronic obstructive pulmonary disease	5,218	37.9
Asthma	966	6.7

Source: WHO 2004 Estimated Total Deaths by Cause and WHO Member State, 2002

CIGARETTE CONSUMPTION and SMOKING PREVALENCE

Annual cigarette consumption per person	1,956
Smoking Prevalence (%)	
Male	52.3
Female	9.7

Source: WHO Statistical Information System (WHOSIS); The Tobacco Atlas, 2nd Edition

INFRASTRUCTURE FOR TOBACCO CONTROL

National Tobacco Control Provisions

Tobacco Requirements and Regulations	Not			
	Required	Regulated	Regulated	Unknown
Advertising health warnings/messages	X			
Age verification for sales				X
Manufacturing licensure			X	
Package health warning/ message	X			
Label design on packaging		X		
Ingredient/constituent information on package label				X
Amount of tar				X
Amount of nicotine				X
Amount of other ingredients/ constituents				X
Product constituents as confidential information				X
Product constituents as public information				X
Constituent disclosure by brand				X
Constituent disclosure in the aggregate				X

Tobacco Bans and Restrictions

	Banned	Restricted	Not Regulated	Unknown
Advertising in certain media		X		
Advertising to certain audiences	X			
Advertising in certain locations			X	
Advertisement content or design		X		
Sponsorship or promotion for certain audiences			X	
Sponsorship advertising of events				X
Brand stretching			X	
Sales to minors			X	
Sales by minors				X
Place of sales				X
Vending machines			X	
Free products			X	
Single cigarette sales			X	
Misleading information on packaging				X
Smoking in government buildings (incl. worksites)		X		
Smoking in private worksites			X	
Smoking in educational facilities			X	
Smoking in health care facilities		X		
Smoking on buses			X	
Smoking on trains			X	
Smoking in taxis			X	
Smoking on ferries			X	
Smoking on domestic air flights	X			
Smoking on international air flights			X	
Smoking in restaurants			X	
Smoking in entertainment places			X	
Smoking in other public places				X

Other Provisions

	Yes	No	Unknown
National tobacco control committee	X		
Tobacco control education/promotion			X
Anti-smuggling provisions			X
Litigation enabling provisions			X

Source: Tobacco Control Country Profiles 2003, American Cancer Society

KUWAIT

SMOKING-RELATED DISEASE IMPACT

Mortality from Cancer, Cardiovascular and Respiratory Diseases, 2002

Diseases	Number of Deaths	Deaths per 100,000 people
Cancer	549	77.8
Mouth and oropharynx cancers	11	1.6
Trachea, bronchus, lung cancers	67	10.8
Cardiovascular diseases	1,818	309.2
Ischaemic heart disease	846	115.8
Cerebrovascular disease	205	44.4
Respiratory Diseases	86	16.8
Chronic obstructive pulmonary disease	21	4.9
Asthma	44	8.0

Source: WHO 2004 Estimated Total Deaths by Cause and WHO Member State, 2002

CIGARETTE CONSUMPTION and SMOKING PREVALENCE

Annual cigarette consumption per person	1,362
Smoking Prevalence (%)	
Male	34.4
Female	1.9

Source: WHO Statistical Information System (WHOSIS); The Tobacco Atlas, 2nd Edition

INFRASTRUCTURE FOR TOBACCO CONTROL

National Tobacco Control Provisions

Tobacco Requirements and Regulations	Required	Not		
		Regulated	Regulated	Unknown
Advertising health warnings/messages	N/A		X	
Age verification for sales			X	
Manufacturing licensure				X
Package health warning/ message	X			
Label design on packaging		X		
Ingredient/constituent information on package label	X			
Amount of tar		X		
Amount of nicotine		X		
Amount of other ingredients/ constituents			X	
Product constituents as confidential information			X	
Product constituents as public information			X	
Constituent disclosure by brand			X	
Constituent disclosure in the aggregate			X	

Tobacco Bans and Restrictions

	Banned	Restricted	Not Regulated	Unknown
Advertising in certain media	X			
Advertising to certain audiences	X			
Advertising in certain locations	X			
Advertisement content or design	N/A			
Sponsorship or promotion for certain audiences	X			
Sponsorship advertising of events	X			
Brand stretching			X	
Sales to minors	X			
Sales by minors			X	
Place of sales			X	
Vending machines			X	
Free products	X			
Single cigarette sales			X	
Misleading information on packaging			X	
Smoking in government buildings (incl. worksites)		X		
Smoking in private worksites			X	
Smoking in educational facilities	X			
Smoking in health care facilities	X			
Smoking on buses	X			
Smoking on trains	X			
Smoking in taxis	X			
Smoking on ferries	X			
Smoking on domestic air flights			X	
Smoking on international air flights			X	
Smoking in restaurants		X		
Smoking in entertainment places		X		
Smoking in other public places		X		

Other Provisions

	Yes	No	Unknown
National tobacco control committee	X		
Tobacco control education/promotion		X	
Anti-smuggling provisions			X
Litigation enabling provisions		X	

Source: Tobacco Control Country Profiles 2003, American Cancer Society

KYRGYZSTAN

SMOKING-RELATED DISEASE IMPACT

Mortality from Cancer, Cardiovascular and Respiratory Diseases, 2002

Diseases	Number of Deaths	Deaths per 100,000 people
Cancer	3,892	106.2
Mouth and oropharynx cancers	139	3.8
Trachea, bronchus, lung cancers	540	14.9
Cardiovascular diseases	21,169	602.2
Ischaemic heart disease	10,850	312.7
Cerebrovascular disease	8,366	237.0
Respiratory Diseases	3,192	89.5
Chronic obstructive pulmonary disease	2,873	80.9
Asthma	172	4.6

Source: WHO 2004 Estimated Total Deaths by Cause and WHO Member State, 2002

CIGARETTE CONSUMPTION and SMOKING PREVALENCE

Annual cigarette consumption per person	1,357
Smoking Prevalence (%)	
Male	45.0
Female	1.6

Source: WHO Statistical Information System (WHOSIS); The Tobacco Atlas, 2nd Edition

INFRASTRUCTURE FOR TOBACCO CONTROL

National Tobacco Control Provisions

Tobacco Requirements and Regulations	Not			
	Required	Regulated	Regulated	Unknown
Advertising health warnings/messages	X			
Age verification for sales				X
Manufacturing licensure	X			
Package health warning/ message			X	
Label design on packaging			X	
Ingredient/constituent information on package label	X			
Amount of tar		X		
Amount of nicotine		X		
Amount of other ingredients/ constituents		X		
Product constituents as confidential information				X
Product constituents as public information				X
Constituent disclosure by brand				X
Constituent disclosure in the aggregate				X

Tobacco Bans and Restrictions

	Banned	Restricted	Not Regulated	Unknown
Advertising in certain media		X		
Advertising to certain audiences	X			
Advertising in certain locations		X		
Advertisement content or design		X		
Sponsorship or promotion for certain audiences			X	
Sponsorship advertising of events				X
Brand stretching			X	
Sales to minors	X			
Sales by minors				X
Place of sales				X
Vending machines				X
Free products			X	
Single cigarette sales			X	
Misleading information on packaging				X
Smoking in government buildings (incl. worksites)			X	
Smoking in private worksites		X		
Smoking in educational facilities	X			
Smoking in health care facilities	X			
Smoking on buses	X			
Smoking on trains	X			
Smoking in taxis			X	
Smoking on ferries			X	
Smoking on domestic air flights			X	
Smoking on international air flights				X
Smoking in restaurants			X	
Smoking in entertainment places			X	
Smoking in other public places				X

Other Provisions

	Yes	No	Unknown
National tobacco control committee	X		
Tobacco control education/promotion			X
Anti-smuggling provisions			X
Litigation enabling provisions			X

Source: Tobacco Control Country Profiles 2003, American Cancer Society

LEBANON

SMOKING-RELATED DISEASE IMPACT

Mortality from Cancer, Cardiovascular and Respiratory Diseases, 2002

Diseases	Number of Deaths	Deaths per 100,000 people
Cancer	2,404	90.5
Mouth and oropharynx cancers	85	3.3
Trachea, bronchus, lung cancers	292	11.4
Cardiovascular diseases	10,976	452.8
Ischaemic heart disease	5,471	224.1
Cerebrovascular disease	2,072	86.0
Respiratory Diseases	1,196	47.4
Chronic obstructive pulmonary disease	658	27.0
Asthma	72	2.0

Source: WHO 2004 Estimated Total Deaths by Cause and WHO Member State, 2002

CIGARETTE CONSUMPTION and SMOKING PREVALENCE

Annual cigarette consumption per person	...
Smoking Prevalence (%)	
Male	42.3
Female	30.6

Source: WHO Statistical Information System (WHOSIS); The Tobacco Atlas, 2nd Edition

INFRASTRUCTURE FOR TOBACCO CONTROL

National Tobacco Control Provisions

Tobacco Requirements and Regulations	Not			
	Required	Regulated	Regulated	Unknown
Advertising health warnings/messages	X			
Age verification for sales				X
Manufacturing licensure				X
Package health warning/ message	X			
Label design on packaging		X		
Ingredient/constituent information on package label			X	
Amount of tar				X
Amount of nicotine				X
Amount of other ingredients/ constituents				X
Product constituents as confidential information				X
Product constituents as public information				X
Constituent disclosure by brand				X
Constituent disclosure in the aggregate				X

Tobacco Bans and Restrictions

	Banned	Restricted	Not Regulated	Unknown
Advertising in certain media		X		
Advertising to certain audiences				X
Advertising in certain locations		X		
Advertisement content or design		X		
Sponsorship or promotion for certain audiences				X
Sponsorship advertising of events				X
Brand stretching			X	
Sales to minors			X	
Sales by minors				X
Place of sales				X
Vending machines		X		
Free products		X		
Single cigarette sales				X
Misleading information on packaging				X
Smoking in government buildings (incl. worksites)		X		
Smoking in private worksites			X	
Smoking in educational facilities		X		
Smoking in health care facilities	X			
Smoking on buses	X			
Smoking on trains	X			
Smoking in taxis				X
Smoking on ferries				X
Smoking on domestic air flights				X
Smoking on international air flights				X
Smoking in restaurants				X
Smoking in entertainment places				X
Smoking in other public places		X		

Other Provisions

	Yes	No	Unknown
National tobacco control committee	X		
Tobacco control education/promotion			X
Anti-smuggling provisions			X
Litigation enabling provisions			X

Source: Tobacco Control Country Profiles 2003, American Cancer Society

LIBYA

SMOKING-RELATED DISEASE IMPACT

Mortality from Cancer, Cardiovascular and Respiratory Diseases, 2002

Diseases	Number of Deaths	Deaths per 100,000 people
Cancer	2,389	78.7
Mouth and oropharynx cancers	204	6.5
Trachea, bronchus, lung cancers	250	8.5
Cardiovascular diseases	10,081	411.1
Ischaemic heart disease	5,309	207.5
Cerebrovascular disease	1,762	75.2
Respiratory Diseases	896	35.3
Chronic obstructive pulmonary disease	501	21.1
Asthma	125	3.4

Source: WHO 2004 Estimated Total Deaths by Cause and WHO Member State, 2002

CIGARETTE CONSUMPTION and SMOKING PREVALENCE

Annual cigarette consumption per person	...
Smoking Prevalence (%)	4.0
Male	...
Female	...

Source: WHO Statistical Information System (WHOSIS); The Tobacco Atlas, 2nd Edition

INFRASTRUCTURE FOR TOBACCO CONTROL

National Tobacco Control Provisions

Tobacco Requirements and Regulations	Not			
	Required	Regulated	Regulated	Unknown
Advertising health warnings/messages	N/A			
Age verification for sales				X
Manufacturing licensure				X
Package health warning/ message			X	
Label design on packaging				X
Ingredient/constituent information on package label				X
Amount of tar				X
Amount of nicotine				X
Amount of other ingredients/ constituents				X
Product constituents as confidential information				X
Product constituents as public information				X
Constituent disclosure by brand				X
Constituent disclosure in the aggregate				X

Tobacco Bans and Restrictions

	Banned	Restricted	Not Regulated	Unknown
Advertising in certain media	X			
Advertising to certain audiences	X			
Advertising in certain locations	X			
Advertisement content or design	N/A			
Sponsorship or promotion for certain audiences		X		
Sponsorship advertising of events				X
Brand stretching				X
Sales to minors			X	
Sales by minors				X
Place of sales				X
Vending machines				X
Free products				X
Single cigarette sales				X
Misleading information on packaging				X
Smoking in government buildings (incl. worksites)	X			
Smoking in private worksites				X
Smoking in educational facilities	X			
Smoking in health care facilities	X			
Smoking on buses	X			
Smoking on trains	X			
Smoking in taxis	X			
Smoking on ferries	X			
Smoking on domestic air flights			X	
Smoking on international air flights				X
Smoking in restaurants				X
Smoking in entertainment places				X
Smoking in other public places		X		

Other Provisions

	Yes	No	Unknown
National tobacco control committee		X	
Tobacco control education/promotion			X
Anti-smuggling provisions			X
Litigation enabling provisions			X

Source: Tobacco Control Country Profiles 2003, American Cancer Society

MALAYSIA

SMOKING-RELATED DISEASE IMPACT

Mortality from Cancer, Cardiovascular and Respiratory Diseases, 2002

Diseases	Number of Deaths	Deaths per 100,000 people
Cancer	19,933	138.8
Mouth and oropharynx cancers	1,237	7.7
Trachea, bronchus, lung cancers	3,694	26.6
Cardiovascular diseases	35,719	274.5
Ischaemic heart disease	13,445	102.6
Cerebrovascular disease	10,169	81.3
Respiratory Diseases	9,694	78.9
Chronic obstructive pulmonary disease	5,976	51.1
Asthma	1,438	10.1

Source: WHO 2004 Estimated Total Deaths by Cause and WHO Member State, 2002

CIGARETTE CONSUMPTION and SMOKING PREVALENCE

Annual cigarette consumption per person	1,246
Smoking Prevalence (%)	
Male	53.2
Female	2.6

Source: WHO Statistical Information System (WHOSIS); The Tobacco Atlas, 2nd Edition

INFRASTRUCTURE FOR TOBACCO CONTROL

National Tobacco Control Provisions

Tobacco Requirements and Regulations	Not			
	Required	Regulated	Regulated	Unknown
Advertising health warnings/messages	X			
Age verification for sales			X	
Manufacturing licensure				X
Package health warning/ message	X			
Label design on packaging		X		
Ingredient/constituent information on package label	X			
Amount of tar		X		
Amount of nicotine		X		
Amount of other ingredients/ constituents			X	
Product constituents as confidential information			X	
Product constituents as public information			X	
Constituent disclosure by brand			X	
Constituent disclosure in the aggregate			X	

Tobacco Bans and Restrictions

	Banned	Restricted	Not Regulated	Unknown
Advertising in certain media		X		
Advertising to certain audiences	X			
Advertising in certain locations		X		
Advertisement content or design		X		
Sponsorship or promotion for certain audiences			X	
Sponsorship advertising of events			X	
Brand stretching			X	
Sales to minors	X			
Sales by minors			X	
Place of sales			X	
Vending machines		X		
Free products	X			
Single cigarette sales			X	
Misleading information on packaging			X	
Smoking in government buildings (incl. worksites)	X			
Smoking in private worksites			X	
Smoking in educational facilities	X			
Smoking in health care facilities	X			
Smoking on buses	X			
Smoking on trains	X			
Smoking in taxis	X			
Smoking on ferries	X			
Smoking on domestic air flights	X			
Smoking on international air flights	X			
Smoking in restaurants			X	
Smoking in entertainment places			X	
Smoking in other public places		X		

Other Provisions

	Yes	No	Unknown
National tobacco control committee		X	
Tobacco control education/promotion		X	
Anti-smuggling provisions			X
Litigation enabling provisions		X	

Source: Tobacco Control Country Profiles 2003, American Cancer Society

MALDIVES

SMOKING-RELATED DISEASE IMPACT

Mortality from Cancer, Cardiovascular and Respiratory Diseases, 2002

Diseases	Number of Deaths	Deaths per 100,000 people
Cancer	168	122.9
Mouth and oropharynx cancers	17	12.8
Trachea, bronchus, lung cancers	32	24.4
Cardiovascular diseases	606	484.0
Ischaemic heart disease	282	225.7
Cerebrovascular disease	152	122.3
Respiratory Diseases	134	104.7
Chronic obstructive pulmonary disease	82	65.0
Asthma	23	15.3

Source: WHO 2004 Estimated Total Deaths by Cause and WHO Member State, 2002

CIGARETTE CONSUMPTION and SMOKING PREVALENCE

Annual cigarette consumption per person	...
Smoking Prevalence (%)	
Male	27.3
Female	2.2

Source: WHO Statistical Information System (WHOSIS); The Tobacco Atlas, 2nd Edition

INFRASTRUCTURE FOR TOBACCO CONTROL

National Tobacco Control Provisions

Tobacco Requirements and Regulations	Not			
	Required	Regulated	Regulated	Unknown
Advertising health warnings/messages	N/A			
Age verification for sales				X
Manufacturing licensure				X
Package health warning/ message				X
Label design on packaging				X
Ingredient/constituent information on package label				X
Amount of tar				X
Amount of nicotine				X
Amount of other ingredients/ constituents				X
Product constituents as confidential information				X
Product constituents as public information				X
Constituent disclosure by brand				X
Constituent disclosure in the aggregate				X

Tobacco Bans and Restrictions

	Banned	Restricted	Not Regulated	Unknown
Advertising in certain media	X			
Advertising to certain audiences	X			
Advertising in certain locations	X			
Advertisement content or design	N/A			
Sponsorship or promotion for certain audiences			X	
Sponsorship advertising of events			X	
Brand stretching			X	
Sales to minors	X			
Sales by minors				X
Place of sales				X
Vending machines				X
Free products	X			
Single cigarette sales				X
Misleading information on packaging				X
Smoking in government buildings (incl. worksites)	X			
Smoking in private worksites			X	
Smoking in educational facilities	X			
Smoking in health care facilities	X			
Smoking on buses	X			
Smoking on trains	X			
Smoking in taxis	X			
Smoking on ferries	X			
Smoking on domestic air flights				X
Smoking on international air flights				X
Smoking in restaurants		X		
Smoking in entertainment places				X
Smoking in other public places		X		

Other Provisions

	Yes	No	Unknown
National tobacco control committee	X		
Tobacco control education/promotion	X		
Anti-smuggling provisions			X
Litigation enabling provisions			X

Source: Tobacco Control Country Profiles 2003, American Cancer Society

MALI

SMOKING-RELATED DISEASE IMPACT

Mortality from Cancer, Cardiovascular and Respiratory Diseases, 2002

Diseases	Number of Deaths	Deaths per 100,000 people
Cancer	6,877	165.9
Mouth and oropharynx cancers	102	2.6
Trachea, bronchus, lung cancers	203	4.9
Cardiovascular diseases	17,057	456.0
Ischaemic heart disease	5,406	145.3
Cerebrovascular disease	5,946	159.4
Respiratory Diseases	4,575	103.4
Chronic obstructive pulmonary disease	1,741	48.0
Asthma	835	17.8

Source: WHO 2004 Estimated Total Deaths by Cause and WHO Member State, 2002

CIGARETTE CONSUMPTION and SMOKING PREVALENCE

Annual cigarette consumption per person	...
Smoking Prevalence (%)	
Male	24.7
Female	3.0

Source: WHO Statistical Information System (WHOSIS); The Tobacco Atlas, 2nd Edition

INFRASTRUCTURE FOR TOBACCO CONTROL

National Tobacco Control Provisions

Tobacco Requirements and Regulations	Not			
	Required	Regulated	Regulated	Unknown
Advertising health warnings/messages				X
Age verification for sales				X
Manufacturing licensure				X
Package health warning/ message	X			
Label design on packaging				X
Ingredient/constituent information on package label	X			
Amount of tar				X
Amount of nicotine				X
Amount of other ingredients/ constituents				X
Product constituents as confidential information				X
Product constituents as public information				X
Constituent disclosure by brand				X
Constituent disclosure in the aggregate				X

Tobacco Bans and Restrictions

	Banned	Restricted	Not Regulated	Unknown
Advertising in certain media		X		
Advertising to certain audiences				X
Advertising in certain locations		X		
Advertisement content or design				X
Sponsorship or promotion for certain audiences				X
Sponsorship advertising of events				X
Brand stretching				X
Sales to minors				X
Sales by minors				X
Place of sales				X
Vending machines				X
Free products				X
Single cigarette sales				X
Misleading information on packaging				X
Smoking in government buildings (incl. worksites)		X		
Smoking in private worksites		X		
Smoking in educational facilities	X			
Smoking in health care facilities	X			
Smoking on buses	X			
Smoking on trains	X			
Smoking in taxis	X			
Smoking on ferries	X			
Smoking on domestic air flights	X			
Smoking on international air flights				X
Smoking in restaurants				X
Smoking in entertainment places				X
Smoking in other public places		X		

Other Provisions

	Yes	No	Unknown
National tobacco control committee			X
Tobacco control education/promotion			X
Anti-smuggling provisions			X
Litigation enabling provisions			X

Source: Tobacco Control Country Profiles 2003, American Cancer Society

MAURITANIA

SMOKING-RELATED DISEASE IMPACT

Mortality from Cancer, Cardiovascular and Respiratory Diseases, 2002

Diseases	Number of Deaths	Deaths per 100,000 people
Cancer	1,995	157.5
Mouth and oropharynx cancers	65	5.2
Trachea, bronchus, lung cancers	39	3.0
Cardiovascular diseases	5,017	451.1
Ischaemic heart disease	1,640	144.2
Cerebrovascular disease	1,756	155.6
Respiratory Diseases	1,239	102.8
Chronic obstructive pulmonary disease	537	49.1
Asthma	222	17.3

Source: WHO 2004 Estimated Total Deaths by Cause and WHO Member State, 2002

CIGARETTE CONSUMPTION and SMOKING PREVALENCE

Annual cigarette consumption per person	...
Smoking Prevalence (%)	
Male	29.6
Female	4.7

Source: WHO Statistical Information System (WHOSIS); The Tobacco Atlas, 2nd Edition

INFRASTRUCTURE FOR TOBACCO CONTROL

National Tobacco Control Provisions

Tobacco Requirements and Regulations	Not			
	Required	Regulated	Regulated	Unknown
Advertising health warnings/messages			X	
Age verification for sales			X	
Manufacturing licensure			X	
Package health warning/ message	X			
Label design on packaging			X	
Ingredient/constituent information on package label			X	
Amount of tar			X	
Amount of nicotine			X	
Amount of other ingredients/ constituents			X	
Product constituents as confidential information			X	
Product constituents as public information			X	
Constituent disclosure by brand			X	
Constituent disclosure in the aggregate			X	

Tobacco Bans and Restrictions

	Banned	Restricted	Not Regulated	Unknown
Advertising in certain media			X	
Advertising to certain audiences			X	
Advertising in certain locations			X	
Advertisement content or design			X	
Sponsorship or promotion for certain audiences			X	
Sponsorship advertising of events			X	
Brand stretching			X	
Sales to minors			X	
Sales by minors			X	
Place of sales			X	
Vending machines			X	
Free products			X	
Single cigarette sales			X	
Misleading information on packaging			X	
Smoking in government buildings (incl. worksites)			X	
Smoking in private worksites			X	
Smoking in educational facilities			X	
Smoking in health care facilities			X	
Smoking on buses			X	
Smoking on trains			X	
Smoking in taxis			X	
Smoking on ferries			X	
Smoking on domestic air flights			X	
Smoking on international air flights			X	
Smoking in restaurants			X	
Smoking in entertainment places			X	
Smoking in other public places			X	

Other Provisions

	Yes	No	Unknown
National tobacco control committee			X
Tobacco control education/promotion			X
Anti-smuggling provisions			X
Litigation enabling provisions			X

Source: Tobacco Control Country Profiles 2003, American Cancer Society

MOROCCO

SMOKING-RELATED DISEASE IMPACT

Mortality from Cancer, Cardiovascular and Respiratory Diseases, 2002

Diseases	Number of Deaths	Deaths per 100,000 people
Cancer	12,445	66.9
Mouth and oropharynx cancers	724	3.5
Trachea, bronchus, lung cancers	1,714	9.8
Cardiovascular diseases	60,376	410.7
Ischaemic heart disease	29,934	199.7
Cerebrovascular disease	10,607	72.3
Respiratory Diseases	6,897	45.0
Chronic obstructive pulmonary disease	3,767	26.0
Asthma	674	2.4

Source: WHO 2004 Estimated Total Deaths by Cause and WHO Member State, 2002

CIGARETTE CONSUMPTION and SMOKING PREVALENCE

Annual cigarette consumption per person	733
Smoking Prevalence (%)	
Male	32.1
Female	0.2

Source: WHO Statistical Information System (WHOSIS); The Tobacco Atlas, 2nd Edition

INFRASTRUCTURE FOR TOBACCO CONTROL

National Tobacco Control Provisions

Tobacco Requirements and Regulations	Not			
	Required	Regulated	Regulated	Unknown
Advertising health warnings/messages	N/A			
Age verification for sales				X
Manufacturing licensure				X
Package health warning/ message	X			
Label design on packaging				X
Ingredient/constituent information on package label	X			
Amount of tar				X
Amount of nicotine				X
Amount of other ingredients/ constituents				X
Product constituents as confidential information				X
Product constituents as public information				X
Constituent disclosure by brand				X
Constituent disclosure in the aggregate				X

Tobacco Bans and Restrictions

	Banned	Restricted	Not Regulated	Unknown
Advertising in certain media	X			
Advertising to certain audiences	X			
Advertising in certain locations	X			
Advertisement content or design	N/A			
Sponsorship or promotion for certain audiences	X			
Sponsorship advertising of events	X			
Brand stretching	X			
Sales to minors			X	
Sales by minors				X
Place of sales				X
Vending machines				X
Free products	X			
Single cigarette sales				X
Misleading information on packaging				X
Smoking in government buildings (incl. worksites)		X		
Smoking in private worksites				X
Smoking in educational facilities	X			
Smoking in health care facilities	X			
Smoking on buses	X			
Smoking on trains	X			
Smoking in taxis	X			
Smoking on ferries	X			
Smoking on domestic air flights	X			
Smoking on international air flights				X
Smoking in restaurants				X
Smoking in entertainment places				X
Smoking in other public places		X		

Other Provisions

	Yes	No	Unknown
National tobacco control committee	X		
Tobacco control education/promotion	X		
Anti-smuggling provisions			X
Litigation enabling provisions			X

Source: Tobacco Control Country Profiles 2003, American Cancer Society

MOZAMBIQUE

SMOKING-RELATED DISEASE IMPACT

Mortality from Cancer, Cardiovascular and Respiratory Diseases, 2002

Diseases	Number of Deaths	Deaths per 100,000 people
Cancer	9,787	124.5
Mouth and oropharynx cancers	625	8.0
Trachea, bronchus, lung cancers	203	2.5
Cardiovascular diseases	25,335	370.6
Ischaemic heart disease	7,969	115.1
Cerebrovascular disease	8,896	128.4
Respiratory Diseases	6,279	81.9
Chronic obstructive pulmonary disease	2,587	38.8
Asthma	269	3.3

Source: WHO 2004 Estimated Total Deaths by Cause and WHO Member State, 2002

CIGARETTE CONSUMPTION and SMOKING PREVALENCE

Annual cigarette consumption per person	...
Smoking Prevalence (%)	
Male	...
Female	...

Source: WHO Statistical Information System (WHOSIS); The Tobacco Atlas, 2nd Edition

INFRASTRUCTURE FOR TOBACCO CONTROL

National Tobacco Control Provisions

Tobacco Requirements and Regulations	Not			
	Required	Regulated	Regulated	Unknown
Advertising health warnings/messages				X
Age verification for sales				X
Manufacturing licensure				X
Package health warning/ message			X	
Label design on packaging				X
Ingredient/constituent information on package label				X
Amount of tar				X
Amount of nicotine				X
Amount of other ingredients/ constituents				X
Product constituents as confidential information				X
Product constituents as public information				X
Constituent disclosure by brand				X
Constituent disclosure in the aggregate				X

Tobacco Bans and Restrictions

	Banned	Restricted	Not Regulated	Unknown
Advertising in certain media	X			
Advertising to certain audiences	X			
Advertising in certain locations				X
Advertisement content or design				X
Sponsorship or promotion for certain audiences				X
Sponsorship advertising of events				X
Brand stretching				X
Sales to minors				X
Sales by minors				X
Place of sales				X
Vending machines				X
Free products				X
Single cigarette sales				X
Misleading information on packaging				X
Smoking in government buildings (incl. worksites)				X
Smoking in private worksites				X
Smoking in educational facilities				X
Smoking in health care facilities				X
Smoking on buses				X
Smoking on trains				X
Smoking in taxis				X
Smoking on ferries				X
Smoking on domestic air flights				X
Smoking on international air flights				X
Smoking in restaurants				X
Smoking in entertainment places				X
Smoking in other public places				X

Other Provisions

	Yes	No	Unknown
National tobacco control committee			X
Tobacco control education/promotion			X
Anti-smuggling provisions			X
Litigation enabling provisions			X

Source: Tobacco Control Country Profiles 2003, American Cancer Society

NIGER

SMOKING-RELATED DISEASE IMPACT

Mortality from Cancer, Cardiovascular and Respiratory Diseases, 2002

Diseases	Number of Deaths	Deaths per 100,000 people
Cancer	5,882	169.2
Mouth and oropharynx cancers	228	6.9
Trachea, bronchus, lung cancers	310	10.5
Cardiovascular diseases	14,036	456.1
Ischaemic heart disease	4,423	146.7
Cerebrovascular disease	4,831	158.4
Respiratory Diseases	3,934	105.8
Chronic obstructive pulmonary disease	1,447	49.4
Asthma	725	18.0

Source: WHO 2004 Estimated Total Deaths by Cause and WHO Member State, 2002

CIGARETTE CONSUMPTION and SMOKING PREVALENCE

Annual cigarette consumption per person	...
Smoking Prevalence (%)	
Male	40.6
Female	11.3

Source: WHO Statistical Information System (WHOSIS); The Tobacco Atlas, 2nd Edition

INFRASTRUCTURE FOR TOBACCO CONTROL

National Tobacco Control Provisions

Tobacco Requirements and Regulations	Required	Not		
		Regulated	Regulated	Unknown
Advertising health warnings/messages	N/A			
Age verification for sales			X	
Manufacturing licensure			X	
Package health warning/ message			X	
Label design on packaging			X	
Ingredient/constituent information on package label	X			
Amount of tar			X	
Amount of nicotine			X	
Amount of other ingredients/ constituents			X	
Product constituents as confidential information			X	
Product constituents as public information			X	
Constituent disclosure by brand			X	
Constituent disclosure in the aggregate			X	

Tobacco Bans and Restrictions

	Banned	Restricted	Not Regulated	Unknown
Advertising in certain media	X			
Advertising to certain audiences	X			
Advertising in certain locations	X			
Advertisement content or design	N/A			
Sponsorship or promotion for certain audiences	X			
Sponsorship advertising of events	X			
Brand stretching	X			
Sales to minors			X	
Sales by minors			X	
Place of sales			X	
Vending machines			X	
Free products			X	
Single cigarette sales			X	
Misleading information on packaging			X	
Smoking in government buildings (incl. worksites)				X
Smoking in private worksites				X
Smoking in educational facilities				X
Smoking in health care facilities				X
Smoking on buses				X
Smoking on trains				X
Smoking in taxis				X
Smoking on ferries				X
Smoking on domestic air flights				X
Smoking on international air flights				X
Smoking in restaurants				X
Smoking in entertainment places				X
Smoking in other public places				X

Other Provisions

	Yes	No	Unknown
National tobacco control committee		X	
Tobacco control education/promotion	X		
Anti-smuggling provisions			X
Litigation enabling provisions		X	

Source: Tobacco Control Country Profiles 2003, American Cancer Society

NIGERIA

SMOKING-RELATED DISEASE IMPACT

Mortality from Cancer, Cardiovascular and Respiratory Diseases, 2002

Diseases	Number of Deaths	Deaths per 100,000 people
Cancer	78,712	156.6
Mouth and oropharynx cancers	2,345	4.7
Trachea, bronchus, lung cancers	1,353	2.3
Cardiovascular diseases	201,508	451.6
Ischaemic heart disease	64,778	144.0
Cerebrovascular disease	69,932	155.6
Respiratory Diseases	51,343	103.7
Chronic obstructive pulmonary disease	21,515	49.4
Asthma	1,466	2.8

Source: WHO 2004 Estimated Total Deaths by Cause and WHO Member State, 2002

CIGARETTE CONSUMPTION and SMOKING PREVALENCE

Annual cigarette consumption per person	179
Smoking Prevalence (%)	
Male	15.4
Female	0.5

Source: WHO Statistical Information System (WHOSIS); The Tobacco Atlas, 2nd Edition

INFRASTRUCTURE FOR TOBACCO CONTROL

National Tobacco Control Provisions

Tobacco Requirements and Regulations	Not			
	Required	Regulated	Regulated	Unknown
Advertising health warnings/messages	X			
Age verification for sales			X	
Manufacturing licensure				X
Package health warning/ message	X			
Label design on packaging		X		
Ingredient/constituent information on package label	X			
Amount of tar			X	
Amount of nicotine			X	
Amount of other ingredients/ constituents			X	
Product constituents as confidential information			X	
Product constituents as public information			X	
Constituent disclosure by brand			X	
Constituent disclosure in the aggregate			X	

Tobacco Bans and Restrictions

	Banned	Restricted	Not Regulated	Unknown
Advertising in certain media		X		
Advertising to certain audiences				X
Advertising in certain locations		X		
Advertisement content or design			X	
Sponsorship or promotion for certain audiences			X	
Sponsorship advertising of events			X	
Brand stretching			X	
Sales to minors			X	
Sales by minors			X	
Place of sales		X		
Vending machines			X	
Free products			X	
Single cigarette sales			X	
Misleading information on packaging			X	
Smoking in government buildings (incl. worksites)	X			
Smoking in private worksites	X			
Smoking in educational facilities	X			
Smoking in health care facilities	X			
Smoking on buses	X			
Smoking on trains	X			
Smoking in taxis	X			
Smoking on ferries	X			
Smoking on domestic air flights			X	
Smoking on international air flights			X	
Smoking in restaurants			X	
Smoking in entertainment places			X	
Smoking in other public places		X		

Other Provisions

	Yes	No	Unknown
National tobacco control committee		X	
Tobacco control education/promotion		X	
Anti-smuggling provisions			X
Litigation enabling provisions		X	

Source: Tobacco Control Country Profiles 2003, American Cancer Society

OMAN

SMOKING-RELATED DISEASE IMPACT

Mortality from Cancer, Cardiovascular and Respiratory Diseases, 2002

Diseases	Number of Deaths	Deaths per 100,000 people
Cancer	1,037	105.5
Mouth and oropharynx cancers	41	4.2
Trachea, bronchus, lung cancers	71	7.4
Cardiovascular diseases	3,489	408.7
Ischaemic heart disease	1,765	184.0
Cerebrovascular disease	375	52.7
Respiratory Diseases	195	25.4
Chronic obstructive pulmonary disease	90	12.7
Asthma	32	3.4

Source: WHO 2004 Estimated Total Deaths by Cause and WHO Member State, 2002

CIGARETTE CONSUMPTION and SMOKING PREVALENCE

Annual cigarette consumption per person	...
Smoking Prevalence (%)	
Male	15.5
Female	1.5

Source: WHO Statistical Information System (WHOSIS); The Tobacco Atlas, 2nd Edition

INFRASTRUCTURE FOR TOBACCO CONTROL

National Tobacco Control Provisions

Tobacco Requirements and Regulations	Not			
	Required	Regulated	Regulated	Unknown
Advertising health warnings/messages	X			
Age verification for sales				X
Manufacturing licensure				X
Package health warning/ message	X			
Label design on packaging				X
Ingredient/constituent information on package label				X
Amount of tar		X		
Amount of nicotine		X		
Amount of other ingredients/ constituents				X
Product constituents as confidential information				X
Product constituents as public information				X
Constituent disclosure by brand				X
Constituent disclosure in the aggregate				X

Tobacco Bans and Restrictions

	Banned	Restricted	Not Regulated	Unknown
Advertising in certain media	X			
Advertising to certain audiences				X
Advertising in certain locations		X		
Advertisement content or design				X
Sponsorship or promotion for certain audiences	X			
Sponsorship advertising of events				X
Brand stretching				X
Sales to minors			X	
Sales by minors				X
Place of sales				X
Vending machines				X
Free products				X
Single cigarette sales			X	
Misleading information on packaging				X
Smoking in government buildings (incl. worksites)				X
Smoking in private worksites				X
Smoking in educational facilities	X			
Smoking in health care facilities	X			
Smoking on buses	X			
Smoking on trains	X			
Smoking in taxis	X			
Smoking on ferries	X			
Smoking on domestic air flights	X			
Smoking on international air flights		X		
Smoking in restaurants	X			
Smoking in entertainment places				X
Smoking in other public places		X		

Other Provisions

	Yes	No	Unknown
National tobacco control committee	X		
Tobacco control education/promotion			X
Anti-smuggling provisions			X
Litigation enabling provisions			X

Source: Tobacco Control Country Profiles 2003, American Cancer Society

PAKISTAN

SMOKING-RELATED DISEASE IMPACT

Mortality from Cancer, Cardiovascular and Respiratory Diseases, 2002

Diseases	Number of Deaths	Deaths per 100,000 people
Cancer	77,287	106.5
Mouth and oropharynx cancers	11,208	15.8
Trachea, bronchus, lung cancers	7,792	11.2
Cardiovascular diseases	286,839	424.9
Ischaemic heart disease	154,338	229.3
Cerebrovascular disease	78,512	122.6
Respiratory Diseases	62,504	85.8
Chronic obstructive pulmonary disease	48,618	71.1
Asthma	5,730	5.5

Source: WHO 2004 Estimated Total Deaths by Cause and WHO Member State, 2002

CIGARETTE CONSUMPTION and SMOKING PREVALENCE

Annual cigarette consumption per person	618
Smoking Prevalence (%)	
Male	33.7
Female	6.2

Source: WHO Statistical Information System (WHOSIS); The Tobacco Atlas, 2nd Edition

INFRASTRUCTURE FOR TOBACCO CONTROL

National Tobacco Control Provisions

Tobacco Requirements and Regulations	Not			
	Required	Regulated	Regulated	Unknown
Advertising health warnings/messages	X			
Age verification for sales				X
Manufacturing licensure				X
Package health warning/ message	X			
Label design on packaging		X		
Ingredient/constituent information on package label			X	
Amount of tar				X
Amount of nicotine				X
Amount of other ingredients/ constituents		X		
Product constituents as confidential information				X
Product constituents as public information				X
Constituent disclosure by brand				X
Constituent disclosure in the aggregate				X

Tobacco Bans and Restrictions

	Banned	Restricted	Not Regulated	Unknown
Advertising in certain media		X		
Advertising to certain audiences		X		
Advertising in certain locations		X		
Advertisement content or design		X		
Sponsorship or promotion for certain audiences				X
Sponsorship advertising of events				X
Brand stretching				X
Sales to minors	X			
Sales by minors				X
Place of sales		X		
Vending machines				X
Free products	X			
Single cigarette sales			X	
Misleading information on packaging				X
Smoking in government buildings (incl. worksites)	X			
Smoking in private worksites		X		
Smoking in educational facilities	X			
Smoking in health care facilities	X			
Smoking on buses	X			
Smoking on trains	X			
Smoking in taxis	X			
Smoking on ferries	X			
Smoking on domestic air flights	X			
Smoking on international air flights				X
Smoking in restaurants			X	
Smoking in entertainment places				X
Smoking in other public places		X		

Other Provisions

	Yes	No	Unknown
National tobacco control committee	X		
Tobacco control education/promotion	X		
Anti-smuggling provisions			X
Litigation enabling provisions			X

Source: Tobacco Control Country Profiles 2003, American Cancer Society

PALESTINE

SMOKING-RELATED DISEASE IMPACT

Mortality from Cancer, Cardiovascular and Respiratory Diseases, 2002

Diseases	Number of Deaths	Deaths per 100,000 people
Cancer
Mouth and oropharynx cancers
Trachea, bronchus, lung cancers
Cardiovascular diseases
Ischaemic heart disease
Cerebrovascular disease
Respiratory Diseases
Chronic obstructive pulmonary disease
Asthma

Source: WHO 2004 Estimated Total Deaths by Cause and WHO Member State, 2002

CIGARETTE CONSUMPTION and SMOKING PREVALENCE

Annual cigarette consumption per person	...
Smoking Prevalence (%)	
Male	40.7
Female	3.2

Source: WHO Statistical Information System (WHOSIS); The Tobacco Atlas, 2nd Edition

INFRASTRUCTURE FOR TOBACCO CONTROL

National Tobacco Control Provisions

Tobacco Requirements and Regulations	Not			
	Required	Regulated	Regulated	Unknown
Advertising health warnings/messages				X
Age verification for sales				X
Manufacturing licensure				X
Package health warning/ message	X			
Label design on packaging				X
Ingredient/constituent information on package label				X
Amount of tar				X
Amount of nicotine				X
Amount of other ingredients/ constituents				X
Product constituents as confidential information				X
Product constituents as public information				X
Constituent disclosure by brand				X
Constituent disclosure in the aggregate				X

Tobacco Bans and Restrictions

	Banned	Restricted	Not Regulated	Unknown
Advertising in certain media				X
Advertising to certain audiences				X
Advertising in certain locations				X
Advertisement content or design				X
Sponsorship or promotion for certain audiences				X
Sponsorship advertising of events				X
Brand stretching				X
Sales to minors				X
Sales by minors				X
Place of sales				X
Vending machines				X
Free products				X
Single cigarette sales				X
Misleading information on packaging				X
Smoking in government buildings (incl. worksites)				X
Smoking in private worksites				X
Smoking in educational facilities				X
Smoking in health care facilities				X
Smoking on buses				X
Smoking on trains				X
Smoking in taxis				X
Smoking on ferries				X
Smoking on domestic air flights				X
Smoking on international air flights				X
Smoking in restaurants				X
Smoking in entertainment places				X
Smoking in other public places				X

Other Provisions

	Yes	No	Unknown
National tobacco control committee			X
Tobacco control education/promotion			X
Anti-smuggling provisions			X
Litigation enabling provisions			X

Source: Tobacco Control Country Profiles 2003, American Cancer Society

QATAR

SMOKING-RELATED DISEASE IMPACT

Mortality from Cancer, Cardiovascular and Respiratory Diseases, 2002

Diseases	Number of Deaths	Deaths per 100,000 people
Cancer	128	74.5
Mouth and oropharynx cancers	1	1.7
Trachea, bronchus, lung cancers	10	8.1
Cardiovascular diseases	607	340.1
Ischaemic heart disease	238	139.0
Cerebrovascular disease	75	50.7
Respiratory Diseases	49	33.2
Chronic obstructive pulmonary disease	14	10.7
Asthma	7	4.0

Source: WHO 2004 Estimated Total Deaths by Cause and WHO Member State, 2002

CIGARETTE CONSUMPTION and SMOKING PREVALENCE

Annual cigarette consumption per person	...
Smoking Prevalence (%)	
Male	37.0
Female	0.5

Source: WHO Statistical Information System (WHOSIS); The Tobacco Atlas, 2nd Edition

INFRASTRUCTURE FOR TOBACCO CONTROL

National Tobacco Control Provisions

Tobacco Requirements and Regulations	Not			
	Required	Regulated	Regulated	Unknown
Advertising health warnings/messages				X
Age verification for sales				X
Manufacturing licensure				X
Package health warning/ message	X			
Label design on packaging		X		
Ingredient/constituent information on package label	X			
Amount of tar		X		
Amount of nicotine		X		
Amount of other ingredients/ constituents				X
Product constituents as confidential information				X
Product constituents as public information				X
Constituent disclosure by brand				X
Constituent disclosure in the aggregate				X

Tobacco Bans and Restrictions

	Banned	Restricted	Not Regulated	Unknown
Advertising in certain media	X			
Advertising to certain audiences				X
Advertising in certain locations				X
Advertisement content or design				X
Sponsorship or promotion for certain audiences	X			
Sponsorship advertising of events				X
Brand stretching	X			
Sales to minors	X			
Sales by minors				X
Place of sales		X		
Vending machines				X
Free products				X
Single cigarette sales				X
Misleading information on packaging				X
Smoking in government buildings (incl. worksites)				X
Smoking in private worksites				X
Smoking in educational facilities	X			
Smoking in health care facilities	X			
Smoking on buses	X			
Smoking on trains	X			
Smoking in taxis	X			
Smoking on ferries	X			
Smoking on domestic air flights				X
Smoking on international air flights				X
Smoking in restaurants				X
Smoking in entertainment places				X
Smoking in other public places		X		

Other Provisions

	Yes	No	Unknown
National tobacco control committee	X		
Tobacco control education/promotion			X
Anti-smuggling provisions			X
Litigation enabling provisions			X

Source: Tobacco Control Country Profiles 2003, American Cancer Society

SAUDI ARABIA

SMOKING-RELATED DISEASE IMPACT

Mortality from Cancer, Cardiovascular and Respiratory Diseases, 2002

Diseases	Number of Deaths	Deaths per 100,000 people
Cancer	10,466	108.5
Mouth and oropharynx cancers	649	7.0
Trachea, bronchus, lung cancers	718	8.1
Cardiovascular diseases	33,971	404.6
Ischaemic heart disease	16,438	180.9
Cerebrovascular disease	3,818	52.0
Respiratory Diseases	2,170	26.2
Chronic obstructive pulmonary disease	993	12.9
Asthma	327	3.5

Source: WHO 2004 Estimated Total Deaths by Cause and WHO Member State, 2002

CIGARETTE CONSUMPTION and SMOKING PREVALENCE

Annual cigarette consumption per person	917
Smoking Prevalence (%)	
Male	14.4
Female	4.9

Source: WHO Statistical Information System (WHOSIS); The Tobacco Atlas, 2nd Edition

INFRASTRUCTURE FOR TOBACCO CONTROL

National Tobacco Control Provisions

Tobacco Requirements and Regulations	Not			
	Required	Regulated	Regulated	Unknown
Advertising health warnings/messages	N/A			
Age verification for sales				X
Manufacturing licensure				X
Package health warning/ message	X			
Label design on packaging		X		
Ingredient/constituent information on package label	X			
Amount of tar		X		
Amount of nicotine		X		
Amount of other ingredients/ constituents		X		
Product constituents as confidential information				X
Product constituents as public information				X
Constituent disclosure by brand				X
Constituent disclosure in the aggregate				X

Tobacco Bans and Restrictions

	Banned	Restricted	Not Regulated	Unknown
Advertising in certain media	X			
Advertising to certain audiences	X			
Advertising in certain locations	X			
Advertisement content or design	N/A			
Sponsorship or promotion for certain audiences	X			
Sponsorship advertising of events	X			
Brand stretching				X
Sales to minors			X	
Sales by minors				X
Place of sales				X
Vending machines				X
Free products	X			
Single cigarette sales				X
Misleading information on packaging				X
Smoking in government buildings (incl. worksites)	X			
Smoking in private worksites				X
Smoking in educational facilities	X			
Smoking in health care facilities	X			
Smoking on buses	X			
Smoking on trains	X			
Smoking in taxis	X			
Smoking on ferries	X			
Smoking on domestic air flights	X			
Smoking on international air flights				X
Smoking in restaurants				X
Smoking in entertainment places				X
Smoking in other public places		X		

Other Provisions

	Yes	No	Unknown
National tobacco control committee	X		
Tobacco control education/promotion			X
Anti-smuggling provisions			X
Litigation enabling provisions			X

Source: Tobacco Control Country Profiles 2003, American Cancer Society

SENEGAL

SMOKING-RELATED DISEASE IMPACT

Mortality from Cancer, Cardiovascular and Respiratory Diseases, 2002

Diseases	Number of Deaths	Deaths per 100,000 people
Cancer	5,067	146.3
Mouth and oropharynx cancers	233	7.5
Trachea, bronchus, lung cancers	94	1.9
Cardiovascular diseases	11,709	426.3
Ischaemic heart disease	3,838	134.9
Cerebrovascular disease	4,154	147.6
Respiratory Diseases	3,010	96.1
Chronic obstructive pulmonary disease	1,189	45.8
Asthma	569	16.2

Source: WHO 2004 Estimated Total Deaths by Cause and WHO Member State, 2002

CIGARETTE CONSUMPTION and SMOKING PREVALENCE

Annual cigarette consumption per person	344
Smoking Prevalence (%)	
Male	24.1
Female	1.9

Source: WHO Statistical Information System (WHOSIS); The Tobacco Atlas, 2nd Edition

INFRASTRUCTURE FOR TOBACCO CONTROL

National Tobacco Control Provisions

Tobacco Requirements and Regulations	Not			
	Required	Regulated	Regulated	Unknown
Advertising health warnings/messages			X	
Age verification for sales			X	
Manufacturing licensure				X
Package health warning/ message	X			
Label design on packaging			X	
Ingredient/constituent information on package label	X			
Amount of tar			X	
Amount of nicotine			X	
Amount of other ingredients/ constituents			X	
Product constituents as confidential information			X	
Product constituents as public information			X	
Constituent disclosure by brand			X	
Constituent disclosure in the aggregate			X	

Tobacco Bans and Restrictions

	Banned	Restricted	Not Regulated	Unknown
Advertising in certain media		X		
Advertising to certain audiences		X		
Advertising in certain locations		X		
Advertisement content or design		X		
Sponsorship or promotion for certain audiences	X			
Sponsorship advertising of events	X			
Brand stretching	X			
Sales to minors			X	
Sales by minors			X	
Place of sales			X	
Vending machines			X	
Free products	X			
Single cigarette sales			X	
Misleading information on packaging				X
Smoking in government buildings (incl. worksites)			X	
Smoking in private worksites			X	
Smoking in educational facilities			X	
Smoking in health care facilities			X	
Smoking on buses			X	
Smoking on trains			X	
Smoking in taxis			X	
Smoking on ferries			X	
Smoking on domestic air flights			X	
Smoking on international air flights			X	
Smoking in restaurants			X	
Smoking in entertainment places			X	
Smoking in other public places				X

Other Provisions

	Yes	No	Unknown
National tobacco control committee		X	
Tobacco control education/promotion		X	
Anti-smuggling provisions			X
Litigation enabling provisions		X	

Source: Tobacco Control Country Profiles 2003, American Cancer Society

SIERRA LEONE

SMOKING-RELATED DISEASE IMPACT

Mortality from Cancer, Cardiovascular and Respiratory Diseases, 2002

Diseases	Number of Deaths	Deaths per 100,000 people
Cancer	3,600	181.0
Mouth and oropharynx cancers	119	6.0
Trachea, bronchus, lung cancers	70	3.4
Cardiovascular diseases	8,598	514.8
Ischaemic heart disease	2,813	163.9
Cerebrovascular disease	3,035	178.6
Respiratory Diseases	2,195	117.0
Chronic obstructive pulmonary disease	891	54.6
Asthma	405	20.1

Source: WHO 2004 Estimated Total Deaths by Cause and WHO Member State, 2002

CIGARETTE CONSUMPTION and SMOKING PREVALENCE

Annual cigarette consumption per person	...
Smoking Prevalence (%)	
Male	40.8
Female	7.4

Source: WHO Statistical Information System (WHOSIS); The Tobacco Atlas, 2nd Edition

INFRASTRUCTURE FOR TOBACCO CONTROL

National Tobacco Control Provisions

Tobacco Requirements and Regulations	Not			
	Required	Regulated	Regulated	Unknown
Advertising health warnings/messages				X
Age verification for sales				X
Manufacturing licensure				X
Package health warning/ message			X	
Label design on packaging				X
Ingredient/constituent information on package label				X
Amount of tar				X
Amount of nicotine				X
Amount of other ingredients/ constituents				X
Product constituents as confidential information				X
Product constituents as public information				X
Constituent disclosure by brand				X
Constituent disclosure in the aggregate				X

Tobacco Bans and Restrictions

	Banned	Restricted	Not Regulated	Unknown
Advertising in certain media				X
Advertising to certain audiences				X
Advertising in certain locations				X
Advertisement content or design				X
Sponsorship or promotion for certain audiences				X
Sponsorship advertising of events				X
Brand stretching				X
Sales to minors				X
Sales by minors				X
Place of sales				X
Vending machines				X
Free products				X
Single cigarette sales				X
Misleading information on packaging				X
Smoking in government buildings (incl. worksites)				X
Smoking in private worksites				X
Smoking in educational facilities				X
Smoking in health care facilities				X
Smoking on buses				X
Smoking on trains				X
Smoking in taxis				X
Smoking on ferries				X
Smoking on domestic air flights				X
Smoking on international air flights				X
Smoking in restaurants				X
Smoking in entertainment places				X
Smoking in other public places				X

Other Provisions

	Yes	No	Unknown
National tobacco control committee			X
Tobacco control education/promotion			X
Anti-smuggling provisions			X
Litigation enabling provisions			X

Source: Tobacco Control Country Profiles 2003, American Cancer Society

SOMALIA

SMOKING-RELATED DISEASE IMPACT

Mortality from Cancer, Cardiovascular and Respiratory Diseases, 2002

Diseases	Number of Deaths	Deaths per 100,000 people
Cancer	5,845	143.1
Mouth and oropharynx cancers	362	9.4
Trachea, bronchus, lung cancers	119	3.1
Cardiovascular diseases	18,294	579.6
Ischaemic heart disease	6,818	235.4
Cerebrovascular disease	4,426	132.8
Respiratory Diseases	2,943	79.1
Chronic obstructive pulmonary disease	1,318	45.1
Asthma	301	6.4

Source: WHO 2004 Estimated Total Deaths by Cause and WHO Member State, 2002

CIGARETTE CONSUMPTION and SMOKING PREVALENCE

Annual cigarette consumption per person	...
Smoking Prevalence (%)	
Male	...
Female	...

Source: WHO Statistical Information System (WHOSIS); The Tobacco Atlas, 2nd Edition

INFRASTRUCTURE FOR TOBACCO CONTROL

National Tobacco Control Provisions

Tobacco Requirements and Regulations	Not			
	Required	Regulated	Regulated	Unknown
Advertising health warnings/messages				X
Age verification for sales				X
Manufacturing licensure				X
Package health warning/ message			X	
Label design on packaging				X
Ingredient/constituent information on package label				X
Amount of tar				X
Amount of nicotine				X
Amount of other ingredients/ constituents				X
Product constituents as confidential information				X
Product constituents as public information				X
Constituent disclosure by brand				X
Constituent disclosure in the aggregate				X

Tobacco Bans and Restrictions

	Banned	Restricted	Not Regulated	Unknown
Advertising in certain media				X
Advertising to certain audiences				X
Advertising in certain locations				X
Advertisement content or design				X
Sponsorship or promotion for certain audiences				X
Sponsorship advertising of events				X
Brand stretching				X
Sales to minors				X
Sales by minors				X
Place of sales				X
Vending machines				X
Free products				X
Single cigarette sales				X
Misleading information on packaging				X
Smoking in government buildings (incl. worksites)				X
Smoking in private worksites				X
Smoking in educational facilities				X
Smoking in health care facilities				X
Smoking on buses				X
Smoking on trains				X
Smoking in taxis				X
Smoking on ferries				X
Smoking on domestic air flights				X
Smoking on international air flights				X
Smoking in restaurants				X
Smoking in entertainment places				X
Smoking in other public places				X

Other Provisions

	Yes	No	Unknown
National tobacco control committee			X
Tobacco control education/promotion			X
Anti-smuggling provisions			X
Litigation enabling provisions			X

Source: Tobacco Control Country Profiles 2003, American Cancer Society

SUDAN

SMOKING-RELATED DISEASE IMPACT

Mortality from Cancer, Cardiovascular and Respiratory Diseases, 2002

Diseases	Number of Deaths	Deaths per 100,000 people
Cancer	20,093	111.8
Mouth and oropharynx cancers	2,392	14.0
Trachea, bronchus, lung cancers	351	2.0
Cardiovascular diseases	70,401	498.5
Ischaemic heart disease	28,458	204.8
Cerebrovascular disease	16,532	112.3
Respiratory Diseases	10,355	67.1
Chronic obstructive pulmonary disease	5,494	39.5
Asthma	886	4.7

Source: WHO 2004 Estimated Total Deaths by Cause and WHO Member State, 2002

CIGARETTE CONSUMPTION and SMOKING PREVALENCE

Annual cigarette consumption per person	...
Smoking Prevalence (%)	
Male	23.5
Female	1.5

Source: WHO Statistical Information System (WHOSIS); The Tobacco Atlas, 2nd Edition

INFRASTRUCTURE FOR TOBACCO CONTROL

National Tobacco Control Provisions

Tobacco Requirements and Regulations	Not			
	Required	Regulated	Regulated	Unknown
Advertising health warnings/messages	N/A			X
Age verification for sales				X
Manufacturing licensure				X
Package health warning/ message	X			
Label design on packaging		X		
Ingredient/constituent information on package label				X
Amount of tar		X		
Amount of nicotine				X
Amount of other ingredients/ constituents				X
Product constituents as confidential information				X
Product constituents as public information				X
Constituent disclosure by brand				X
Constituent disclosure in the aggregate				X

Tobacco Bans and Restrictions

	Banned	Restricted	Not Regulated	Unknown
Advertising in certain media	X			
Advertising to certain audiences	X			
Advertising in certain locations	X			
Advertisement content or design	N/A			
Sponsorship or promotion for certain audiences	X			
Sponsorship advertising of events				X
Brand stretching				X
Sales to minors	X			
Sales by minors				X
Place of sales				X
Vending machines				X
Free products				X
Single cigarette sales				X
Misleading information on packaging				X
Smoking in government buildings (incl. worksites)		X		
Smoking in private worksites				X
Smoking in educational facilities	X			
Smoking in health care facilities	X			
Smoking on buses	X			
Smoking on trains	X			
Smoking in taxis	X			
Smoking on ferries	X			
Smoking on domestic air flights				X
Smoking on international air flights				X
Smoking in restaurants		X		
Smoking in entertainment places		X		
Smoking in other public places		X		

Other Provisions

	Yes	No	Unknown
National tobacco control committee	X		
Tobacco control education/promotion			X
Anti-smuggling provisions			X
Litigation enabling provisions			X

Source: Tobacco Control Country Profiles 2003, American Cancer Society

SURINAME

SMOKING-RELATED DISEASE IMPACT

Mortality from Cancer, Cardiovascular and Respiratory Diseases, 2002

Diseases	Number of Deaths	Deaths per 100,000 people
Cancer	374	132.7
Mouth and oropharynx cancers	14	5.0
Trachea, bronchus, lung cancers	29	10.7
Cardiovascular diseases	1,146	420.6
Ischaemic heart disease	397	144.7
Cerebrovascular disease	362	131.4
Respiratory Diseases	110	38.4
Chronic obstructive pulmonary disease	74	26.1
Asthma	18	6.4

Source: WHO 2004 Estimated Total Deaths by Cause and WHO Member State, 2002

CIGARETTE CONSUMPTION and SMOKING PREVALENCE

Annual cigarette consumption per person	...
Smoking Prevalence (%)	
Male	...
Female	...

Source: WHO Statistical Information System (WHOSIS); The Tobacco Atlas, 2nd Edition

INFRASTRUCTURE FOR TOBACCO CONTROL

National Tobacco Control Provisions

Tobacco Requirements and Regulations	Not			
	Required	Regulated	Regulated	Unknown
Advertising health warnings/messages			X	
Age verification for sales				X
Manufacturing licensure	X			
Package health warning/ message			X	
Label design on packaging				X
Ingredient/constituent information on package label			X	
Amount of tar			X	
Amount of nicotine			X	
Amount of other ingredients/ constituents			X	
Product constituents as confidential information				X
Product constituents as public information				X
Constituent disclosure by brand				X
Constituent disclosure in the aggregate				X

Tobacco Bans and Restrictions

	Banned	Restricted	Not Regulated	Unknown
Advertising in certain media			X	
Advertising to certain audiences				X
Advertising in certain locations				X
Advertisement content or design				X
Sponsorship or promotion for certain audiences				X
Sponsorship advertising of events			X	
Brand stretching			X	
Sales to minors	X			
Sales by minors	X			
Place of sales				X
Vending machines			X	
Free products			X	
Single cigarette sales			X	
Misleading information on packaging				X
Smoking in government buildings (incl. worksites)			X	
Smoking in private worksites			X	
Smoking in educational facilities			X	
Smoking in health care facilities			X	
Smoking on buses			X	
Smoking on trains	N/A			
Smoking in taxis			X	
Smoking on ferries			X	
Smoking on domestic air flights			X	
Smoking on international air flights			X	
Smoking in restaurants			X	
Smoking in entertainment places			X	
Smoking in other public places				X

Other Provisions

	Yes	No	Unknown
National tobacco control committee		X	
Tobacco control education/promotion	X		
Anti-smuggling provisions			X
Litigation enabling provisions		X	

Source: Tobacco Control Country Profiles 2003, American Cancer Society

SYRIA

SMOKING-RELATED DISEASE IMPACT

Mortality from Cancer, Cardiovascular and Respiratory Diseases, 2002

Diseases	Number of Deaths	Deaths per 100,000 people
Cancer	4,880	59.8
Mouth and oropharynx cancers	23	0.4
Trachea, bronchus, lung cancers	947	13.1
Cardiovascular diseases	27,215	410.5
Ischaemic heart disease	11,168	176.3
Cerebrovascular disease	7,675	120.5
Respiratory Diseases	2,855	40.8
Chronic obstructive pulmonary disease	1,364	22.7
Asthma	557	5.6

Source: WHO 2004 Estimated Total Deaths by Cause and WHO Member State, 2002

CIGARETTE CONSUMPTION and SMOKING PREVALENCE

Annual cigarette consumption per person	1,161
Smoking Prevalence (%)	
Male	44.3
Female	5.7

Source: WHO Statistical Information System (WHOSIS); The Tobacco Atlas, 2nd Edition

INFRASTRUCTURE FOR TOBACCO CONTROL

National Tobacco Control Provisions

Tobacco Requirements and Regulations	Not			
	Required	Regulated	Regulated	Unknown
Advertising health warnings/messages	N/A			X
Age verification for sales				X
Manufacturing licensure				X
Package health warning/ message	X			
Label design on packaging				X
Ingredient/constituent information on package label				X
Amount of tar		X		
Amount of nicotine		X		
Amount of other ingredients/ constituents				X
Product constituents as confidential information				X
Product constituents as public information				X
Constituent disclosure by brand				X
Constituent disclosure in the aggregate				X

Tobacco Bans and Restrictions

	Banned	Restricted	Not Regulated	Unknown
Advertising in certain media	X			
Advertising to certain audiences	X			
Advertising in certain locations	X			
Advertisement content or design	N/A			
Sponsorship or promotion for certain audiences	X			
Sponsorship advertising of events				X
Brand stretching				X
Sales to minors	X			
Sales by minors				X
Place of sales		X		
Vending machines				X
Free products				X
Single cigarette sales				X
Misleading information on packaging				X
Smoking in government buildings (incl. worksites)	X			
Smoking in private worksites	X			
Smoking in educational facilities	X			
Smoking in health care facilities	X			
Smoking on buses	X			
Smoking on trains	X			
Smoking in taxis	X			
Smoking on ferries	X			
Smoking on domestic air flights	X			
Smoking on international air flights			X	
Smoking in restaurants	X			
Smoking in entertainment places				X
Smoking in other public places		X		

Other Provisions

	Yes	No	Unknown
National tobacco control committee	X		
Tobacco control education/promotion			X
Anti-smuggling provisions			X
Litigation enabling provisions			X

Source: Tobacco Control Country Profiles 2003, American Cancer Society

TAJIKISTAN

SMOKING-RELATED DISEASE IMPACT

Mortality from Cancer, Cardiovascular and Respiratory Diseases, 2002

Diseases	Number of Deaths	Deaths per 100,000 people
Cancer	3,302	90.0
Mouth and oropharynx cancers	50	1.3
Trachea, bronchus, lung cancers	268	7.5
Cardiovascular diseases	25,438	752.9
Ischaemic heart disease	11,447	339.5
Cerebrovascular disease	3,048	91.1
Respiratory Diseases	2,061	57.1
Chronic obstructive pulmonary disease	1,028	28.7
Asthma	382	10.8

Source: WHO 2004 Estimated Total Deaths by Cause and WHO Member State, 2002

CIGARETTE CONSUMPTION and SMOKING PREVALENCE

Annual cigarette consumption per person	...
Smoking Prevalence (%)	
Male	...
Female	...

Source: WHO Statistical Information System (WHOSIS); The Tobacco Atlas, 2nd Edition

INFRASTRUCTURE FOR TOBACCO CONTROL

National Tobacco Control Provisions

Tobacco Requirements and Regulations	Not			
	Required	Regulated	Regulated	Unknown
Advertising health warnings/messages			X	
Age verification for sales				X
Manufacturing licensure			X	
Package health warning/ message	X			
Label design on packaging		X		
Ingredient/constituent information on package label				X
Amount of tar			X	
Amount of nicotine			X	
Amount of other ingredients/ constituents			X	
Product constituents as confidential information				X
Product constituents as public information				X
Constituent disclosure by brand				X
Constituent disclosure in the aggregate				X

Tobacco Bans and Restrictions

	Banned	Restricted	Not Regulated	Unknown
Advertising in certain media			X	
Advertising to certain audiences				X
Advertising in certain locations			X	
Advertisement content or design				X
Sponsorship or promotion for certain audiences			X	
Sponsorship advertising of events				X
Brand stretching			X	
Sales to minors				X
Sales by minors				X
Place of sales				X
Vending machines			X	
Free products			X	
Single cigarette sales			X	
Misleading information on packaging				X
Smoking in government buildings (incl. worksites)			X	
Smoking in private worksites			X	
Smoking in educational facilities			X	
Smoking in health care facilities			X	
Smoking on buses			X	
Smoking on trains			X	
Smoking in taxis			X	
Smoking on ferries			X	
Smoking on domestic air flights			X	
Smoking on international air flights			X	
Smoking in restaurants				X
Smoking in entertainment places				X
Smoking in other public places				X

Other Provisions

	Yes	No	Unknown
National tobacco control committee	X		
Tobacco control education/promotion			X
Anti-smuggling provisions			X
Litigation enabling provisions			X

Source: Tobacco Control Country Profiles 2003, American Cancer Society

TOGO

SMOKING-RELATED DISEASE IMPACT

Mortality from Cancer, Cardiovascular and Respiratory Diseases, 2002

Diseases	Number of Deaths	Deaths per 100,000 people
Cancer	2,994	146.6
Mouth and oropharynx cancers	98	4.9
Trachea, bronchus, lung cancers	58	2.8
Cardiovascular diseases	7,678	426.5
Ischaemic heart disease	2,474	135.7
Cerebrovascular disease	2,675	146.9
Respiratory Diseases	1,884	96.6
Chronic obstructive pulmonary disease	816	46.3
Asthma	336	16.2

Source: WHO 2004 Estimated Total Deaths by Cause and WHO Member State, 2002

CIGARETTE CONSUMPTION and SMOKING PREVALENCE

Annual cigarette consumption per person	339
Smoking Prevalence (%)	
Male	...
Female	...

Source: WHO Statistical Information System (WHOSIS); The Tobacco Atlas, 2nd Edition

INFRASTRUCTURE FOR TOBACCO CONTROL

National Tobacco Control Provisions

Tobacco Requirements and Regulations	Not			
	Required	Regulated	Regulated	Unknown
Advertising health warnings/messages			X	
Age verification for sales			X	
Manufacturing licensure			X	
Package health warning/ message			X	
Label design on packaging			X	
Ingredient/constituent information on package label			X	
Amount of tar			X	
Amount of nicotine			X	
Amount of other ingredients/ constituents			X	
Product constituents as confidential information			X	
Product constituents as public information			X	
Constituent disclosure by brand			X	
Constituent disclosure in the aggregate			X	

Tobacco Bans and Restrictions

	Banned	Restricted	Not Regulated	Unknown
Advertising in certain media		X		
Advertising to certain audiences			X	
Advertising in certain locations			X	
Advertisement content or design			X	
Sponsorship or promotion for certain audiences			X	
Sponsorship advertising of events			X	
Brand stretching			X	
Sales to minors			X	
Sales by minors			X	
Place of sales			X	
Vending machines			X	
Free products			X	
Single cigarette sales			X	
Misleading information on packaging			X	
Smoking in government buildings (incl. worksites)			X	
Smoking in private worksites			X	
Smoking in educational facilities			X	
Smoking in health care facilities			X	
Smoking on buses			X	
Smoking on trains			X	
Smoking in taxis			X	
Smoking on ferries			X	
Smoking on domestic air flights			X	
Smoking on international air flights			X	
Smoking in restaurants			X	
Smoking in entertainment places			X	
Smoking in other public places			X	

Other Provisions

	Yes	No	Unknown
National tobacco control committee			X
Tobacco control education/promotion	X		
Anti-smuggling provisions			X
Litigation enabling provisions			X

Source: Tobacco Control Country Profiles 2003, American Cancer Society

TUNISIA

SMOKING-RELATED DISEASE IMPACT

Mortality from Cancer, Cardiovascular and Respiratory Diseases, 2002

Diseases	Number of Deaths	Deaths per 100,000 people
Cancer	5,502	78.3
Mouth and oropharynx cancers	285	3.9
Trachea, bronchus, lung cancers	958	14.0
Cardiovascular diseases	25,988	416.6
Ischaemic heart disease	12,956	205.4
Cerebrovascular disease	4,798	77.4
Respiratory Diseases	2,907	45.1
Chronic obstructive pulmonary disease	1,592	25.6
Asthma	196	2.1

Source: WHO 2004 Estimated Total Deaths by Cause and WHO Member State, 2002

CIGARETTE CONSUMPTION and SMOKING PREVALENCE

Annual cigarette consumption per person	1,865
Smoking Prevalence (%)	
Male	53.0
Female	2.2

Source: WHO Statistical Information System (WHOSIS); The Tobacco Atlas, 2nd Edition

INFRASTRUCTURE FOR TOBACCO CONTROL

National Tobacco Control Provisions

Tobacco Requirements and Regulations	Not			
	Required	Regulated	Regulated	Unknown
Advertising health warnings/messages				X
Age verification for sales				X
Manufacturing licensure				X
Package health warning/ message	X			
Label design on packaging		X		
Ingredient/constituent information on package label	X			
Amount of tar		X		
Amount of nicotine		X		
Amount of other ingredients/ constituents				X
Product constituents as confidential information				X
Product constituents as public information				X
Constituent disclosure by brand				X
Constituent disclosure in the aggregate				X

Tobacco Bans and Restrictions

	Banned	Restricted	Not Regulated	Unknown
Advertising in certain media	X			
Advertising to certain audiences		X		
Advertising in certain locations		X		
Advertisement content or design		X		
Sponsorship or promotion for certain audiences	X			
Sponsorship advertising of events	X			
Brand stretching				X
Sales to minors			X	
Sales by minors				X
Place of sales				X
Vending machines	X			
Free products	X			
Single cigarette sales				X
Misleading information on packaging				X
Smoking in government buildings (incl. worksites)		X		
Smoking in private worksites				X
Smoking in educational facilities	X			
Smoking in health care facilities	X			
Smoking on buses	X			
Smoking on trains	X			
Smoking in taxis	X			
Smoking on ferries	X			
Smoking on domestic air flights				X
Smoking on international air flights				X
Smoking in restaurants				X
Smoking in entertainment places				X
Smoking in other public places		X		

Other Provisions

	Yes	No	Unknown
National tobacco control committee	X		
Tobacco control education/promotion			X
Anti-smuggling provisions			X
Litigation enabling provisions			X

Source: Tobacco Control Country Profiles 2003, American Cancer Society

TURKEY

SMOKING-RELATED DISEASE IMPACT

Mortality from Cancer, Cardiovascular and Respiratory Diseases, 2002

Diseases	Number of Deaths	Deaths per 100,000 people
Cancer	48,271	94.6
Mouth and oropharynx cancers	1,743	3.4
Trachea, bronchus, lung cancers	10,121	20.1
Cardiovascular diseases	236,775	542.3
Ischaemic heart disease	102,552	225.0
Cerebrovascular disease	62,782	139.7
Respiratory Diseases	27,988	59.1
Chronic obstructive pulmonary disease	18,221	40.3
Asthma	2,609	5.2

Source: WHO 2004 Estimated Total Deaths by Cause and WHO Member State, 2002

CIGARETTE CONSUMPTION and SMOKING PREVALENCE

Annual cigarette consumption per person	1,373
Smoking Prevalence (%)	
Male	50.7
Female	18.6

Source: WHO Statistical Information System (WHOSIS); The Tobacco Atlas, 2nd Edition

INFRASTRUCTURE FOR TOBACCO CONTROL

National Tobacco Control Provisions

Tobacco Requirements and Regulations	Not			
	Required	Regulated	Regulated	Unknown
Advertising health warnings/messages				X
Age verification for sales			X	
Manufacturing licensure	X			
Package health warning/ message	X			
Label design on packaging		X		
Ingredient/constituent information on package label			X	
Amount of tar				X
Amount of nicotine				X
Amount of other ingredients/ constituents				X
Product constituents as confidential information			X	
Product constituents as public information			X	
Constituent disclosure by brand			X	
Constituent disclosure in the aggregate			X	

Tobacco Bans and Restrictions

	Banned	Restricted	Not Regulated	Unknown
Advertising in certain media	X			
Advertising to certain audiences			X	
Advertising in certain locations		X		
Advertisement content or design				X
Sponsorship or promotion for certain audiences	X			
Sponsorship advertising of events			X	
Brand stretching			X	
Sales to minors	X			
Sales by minors			X	
Place of sales			X	
Vending machines			X	
Free products	X			
Single cigarette sales	X			
Misleading information on packaging			X	
Smoking in government buildings (incl. worksites)	X			
Smoking in private worksites		X		
Smoking in educational facilities	X			
Smoking in health care facilities	X			
Smoking on buses	X			
Smoking on trains		X		
Smoking in taxis			X	
Smoking on ferries				X
Smoking on domestic air flights	X			
Smoking on international air flights	X			
Smoking in restaurants			X	
Smoking in entertainment places			X	
Smoking in other public places		X		

Other Provisions

	Yes	No	Unknown
National tobacco control committee	X		
Tobacco control education/promotion	X		
Anti-smuggling provisions			X
Litigation enabling provisions		X	

Source: Tobacco Control Country Profiles 2003, American Cancer Society

TURKMENISTAN

SMOKING-RELATED DISEASE IMPACT

Mortality from Cancer, Cardiovascular and Respiratory Diseases, 2002

Diseases	Number of Deaths	Deaths per 100,000 people
Cancer	2,919	99.3
Mouth and oropharynx cancers	133	4.8
Trachea, bronchus, lung cancers	302	10.4
Cardiovascular diseases	22,151	844.4
Ischaemic heart disease	11,671	461.5
Cerebrovascular disease	2,182	85.0
Respiratory Diseases	1,248	44.6
Chronic obstructive pulmonary disease	384	14.5
Asthma	386	14.1

Source: WHO 2004 Estimated Total Deaths by Cause and WHO Member State, 2002

CIGARETTE CONSUMPTION and SMOKING PREVALENCE

Annual cigarette consumption per person	...
Smoking Prevalence (%)	
Male	27.0
Female	1.0

Source: WHO Statistical Information System (WHOSIS); The Tobacco Atlas, 2nd Edition

INFRASTRUCTURE FOR TOBACCO CONTROL

National Tobacco Control Provisions

Tobacco Requirements and Regulations	Not			
	Required	Regulated	Regulated	Unknown
Advertising health warnings/messages	X			
Age verification for sales				X
Manufacturing licensure			X	
Package health warning/ message	X			
Label design on packaging				X
Ingredient/constituent information on package label				X
Amount of tar			X	
Amount of nicotine			X	
Amount of other ingredients/ constituents			X	
Product constituents as confidential information				X
Product constituents as public information				X
Constituent disclosure by brand				X
Constituent disclosure in the aggregate				X

Tobacco Bans and Restrictions

	Banned	Restricted	Not Regulated	Unknown
Advertising in certain media	X			
Advertising to certain audiences				X
Advertising in certain locations			X	
Advertisement content or design				X
Sponsorship or promotion for certain audiences			X	
Sponsorship advertising of events				X
Brand stretching			X	
Sales to minors				X
Sales by minors				X
Place of sales				X
Vending machines			X	
Free products			X	
Single cigarette sales			X	
Misleading information on packaging				X
Smoking in government buildings (incl. worksites)	X			
Smoking in private worksites	X			
Smoking in educational facilities	X			
Smoking in health care facilities	X			
Smoking on buses	X			
Smoking on trains	X			
Smoking in taxis	X			
Smoking on ferries	X			
Smoking on domestic air flights	X			
Smoking on international air flights	X			
Smoking in restaurants			X	
Smoking in entertainment places			X	
Smoking in other public places		X		

Other Provisions

	Yes	No	Unknown
National tobacco control committee		X	
Tobacco control education/promotion			X
Anti-smuggling provisions			X
Litigation enabling provisions			X

Source: Tobacco Control Country Profiles 2003, American Cancer Society

UGANDA

SMOKING-RELATED DISEASE IMPACT

Mortality from Cancer, Cardiovascular and Respiratory Diseases, 2002

Diseases	Number of Deaths	Deaths per 100,000 people
Cancer	12,457	146.4
Mouth and oropharynx cancers	565	6.0
Trachea, bronchus, lung cancers	359	4.0
Cardiovascular diseases	31,663	422.1
Ischaemic heart disease	10,163	134.3
Cerebrovascular disease	11,043	145.9
Respiratory Diseases	7,949	95.5
Chronic obstructive pulmonary disease	3,354	45.8
Asthma	338	3.8

Source: WHO 2004 Estimated Total Deaths by Cause and WHO Member State, 2002

CIGARETTE CONSUMPTION and SMOKING PREVALENCE

Annual cigarette consumption per person	154
Smoking Prevalence (%)	
Male	25.2
Female	3.3

Source: WHO Statistical Information System (WHOSIS); The Tobacco Atlas, 2nd Edition

INFRASTRUCTURE FOR TOBACCO CONTROL

National Tobacco Control Provisions

Tobacco Requirements and Regulations	Not			
	Required	Regulated	Regulated	Unknown
Advertising health warnings/messages			X	
Age verification for sales			X	
Manufacturing licensure			X	
Package health warning/ message	X			
Label design on packaging			X	
Ingredient/constituent information on package label			X	
Amount of tar			X	
Amount of nicotine			X	
Amount of other ingredients/ constituents			X	
Product constituents as confidential information			X	
Product constituents as public information			X	
Constituent disclosure by brand			X	
Constituent disclosure in the aggregate			X	

Tobacco Bans and Restrictions

	Banned	Restricted	Not Regulated	Unknown
Advertising in certain media		X		
Advertising to certain audiences				X
Advertising in certain locations				X
Advertisement content or design				X
Sponsorship or promotion for certain audiences			X	
Sponsorship advertising of events			X	
Brand stretching			X	
Sales to minors			X	
Sales by minors			X	
Place of sales			X	
Vending machines			X	
Free products			X	
Single cigarette sales			X	
Misleading information on packaging			X	
Smoking in government buildings (incl. worksites)		X		
Smoking in private worksites			X	
Smoking in educational facilities			X	
Smoking in health care facilities			X	
Smoking on buses			X	
Smoking on trains			X	
Smoking in taxis			X	
Smoking on ferries			X	
Smoking on domestic air flights			X	
Smoking on international air flights			X	
Smoking in restaurants			X	
Smoking in entertainment places			X	
Smoking in other public places			X	

Other Provisions

	Yes	No	Unknown
National tobacco control committee			X
Tobacco control education/promotion			X
Anti-smuggling provisions			X
Litigation enabling provisions			X

Source: Tobacco Control Country Profiles 2003, American Cancer Society

UNITED ARAB EMIRATES

SMOKING-RELATED DISEASE IMPACT

Mortality from Cancer, Cardiovascular and Respiratory Diseases, 2002

Diseases	Number of Deaths	Deaths per 100,000 people
Cancer	1,001	100.2
Mouth and oropharynx cancers	54	4.9
Trachea, bronchus, lung cancers	162	18.0
Cardiovascular diseases	3,514	369.0
Ischaemic heart disease	1,642	149.4
Cerebrovascular disease	472	61.9
Respiratory Diseases	185	25.3
Chronic obstructive pulmonary disease	92	12.6
Asthma	28	4.0

Source: WHO 2004 Estimated Total Deaths by Cause and WHO Member State, 2002

CIGARETTE CONSUMPTION and SMOKING PREVALENCE

Annual cigarette consumption per person	...
Smoking Prevalence (%)	
Male	32.4
Female	3.1

Source: WHO Statistical Information System (WHOSIS); The Tobacco Atlas, 2nd Edition

INFRASTRUCTURE FOR TOBACCO CONTROL

National Tobacco Control Provisions

Tobacco Requirements and Regulations	Not			
	Required	Regulated	Regulated	Unknown
Advertising health warnings/messages	X			
Age verification for sales				X
Manufacturing licensure				X
Package health warning/ message	X			
Label design on packaging		X		
Ingredient/constituent information on package label	X			
Amount of tar		X		
Amount of nicotine		X		
Amount of other ingredients/ constituents				X
Product constituents as confidential information				X
Product constituents as public information				X
Constituent disclosure by brand				X
Constituent disclosure in the aggregate				X

Tobacco Bans and Restrictions

	Banned	Restricted	Not Regulated	Unknown
Advertising in certain media		X		
Advertising to certain audiences				X
Advertising in certain locations				X
Advertisement content or design				X
Sponsorship or promotion for certain audiences				X
Sponsorship advertising of events				X
Brand stretching				X
Sales to minors			X	
Sales by minors				X
Place of sales				X
Vending machines				X
Free products				X
Single cigarette sales				X
Misleading information on packaging				X
Smoking in government buildings (incl. worksites)		X		
Smoking in private worksites				X
Smoking in educational facilities	X			
Smoking in health care facilities	X			
Smoking on buses			X	
Smoking on trains			X	
Smoking in taxis			X	
Smoking on ferries			X	
Smoking on domestic air flights				X
Smoking on international air flights				X
Smoking in restaurants				X
Smoking in entertainment places				X
Smoking in other public places		X		

Other Provisions

	Yes	No	Unknown
National tobacco control committee		X	
Tobacco control education/promotion			X
Anti-smuggling provisions			X
Litigation enabling provisions			X

Source: Tobacco Control Country Profiles 2003, American Cancer Society

UZBEKISTAN

SMOKING-RELATED DISEASE IMPACT

Mortality from Cancer, Cardiovascular and Respiratory Diseases, 2002

Diseases	Number of Deaths	Deaths per 100,000 people
Cancer	12,051	74.0
Mouth and oropharynx cancers	496	3.1
Trachea, bronchus, lung cancers	1,286	8.3
Cardiovascular diseases	96,445	662.5
Ischaemic heart disease	55,693	386.2
Cerebrovascular disease	23,436	164.5
Respiratory Diseases	7,354	48.4
Chronic obstructive pulmonary disease	3,400	23.0
Asthma	1,750	11.5

Source: WHO 2004 Estimated Total Deaths by Cause and WHO Member State, 2002

CIGARETTE CONSUMPTION and SMOKING PREVALENCE

Annual cigarette consumption per person	443
Smoking Prevalence (%)	
Male	24.1
Female	0.9

Source: WHO Statistical Information System (WHOSIS); The Tobacco Atlas, 2nd Edition

INFRASTRUCTURE FOR TOBACCO CONTROL

National Tobacco Control Provisions

Tobacco Requirements and Regulations	Not			
	Required	Regulated	Regulated	Unknown
Advertising health warnings/messages	X			
Age verification for sales				X
Manufacturing licensure			X	
Package health warning/ message	X			
Label design on packaging		X		
Ingredient/constituent information on package label				X
Amount of tar			X	
Amount of nicotine			X	
Amount of other ingredients/ constituents			X	
Product constituents as confidential information				X
Product constituents as public information				X
Constituent disclosure by brand				X
Constituent disclosure in the aggregate				X

Tobacco Bans and Restrictions

	Banned	Restricted	Not Regulated	Unknown
Advertising in certain media		X		
Advertising to certain audiences		X		
Advertising in certain locations		X		
Advertisement content or design				X
Sponsorship or promotion for certain audiences			X	
Sponsorship advertising of events				X
Brand stretching		X		
Sales to minors			X	
Sales by minors				X
Place of sales				X
Vending machines			X	
Free products			X	
Single cigarette sales			X	
Misleading information on packaging				X
Smoking in government buildings (incl. worksites)			X	
Smoking in private worksites			X	
Smoking in educational facilities		X		
Smoking in health care facilities		X		
Smoking on buses		X		
Smoking on trains			X	
Smoking in taxis			X	
Smoking on ferries	N/A			
Smoking on domestic air flights	X			
Smoking on international air flights	X			
Smoking in restaurants			X	
Smoking in entertainment places			X	
Smoking in other public places		X		

Other Provisions

	Yes	No	Unknown
National tobacco control committee		X	
Tobacco control education/promotion			X
Anti-smuggling provisions			X
Litigation enabling provisions			X

Source: Tobacco Control Country Profiles 2003, American Cancer Society

YEMEN

SMOKING-RELATED DISEASE IMPACT

Mortality from Cancer, Cardiovascular and Respiratory Diseases, 2002

Diseases	Number of Deaths	Deaths per 100,000 people
Cancer	9,127	108.2
Mouth and oropharynx cancers	300	3.8
Trachea, bronchus, lung cancers	1,155	16.3
Cardiovascular diseases	35,438	553.2
Ischaemic heart disease	16,217	272.7
Cerebrovascular disease	6,464	97.5
Respiratory Diseases	4,871	62.2
Chronic obstructive pulmonary disease	1,966	34.1
Asthma	558	4.4

Source: WHO 2004 Estimated Total Deaths by Cause and WHO Member State, 2002

CIGARETTE CONSUMPTION and SMOKING PREVALENCE

Annual cigarette consumption per person	577
Smoking Prevalence (%)	
Male	77.0
Female	29.0

Source: WHO Statistical Information System (WHOSIS); The Tobacco Atlas, 2nd Edition

INFRASTRUCTURE FOR TOBACCO CONTROL

National Tobacco Control Provisions

Tobacco Requirements and Regulations	Not			
	Required	Regulated	Regulated	Unknown
Advertising health warnings/messages	X			
Age verification for sales				X
Manufacturing licensure				X
Package health warning/ message	X			
Label design on packaging		X		
Ingredient/constituent information on package label				X
Amount of tar			X	
Amount of nicotine			X	
Amount of other ingredients/ constituents			X	
Product constituents as confidential information				X
Product constituents as public information				X
Constituent disclosure by brand				X
Constituent disclosure in the aggregate				X

Tobacco Bans and Restrictions

	Banned	Restricted	Not Regulated	Unknown
Advertising in certain media	X			
Advertising to certain audiences				X
Advertising in certain locations		X		
Advertisement content or design				X
Sponsorship or promotion for certain audiences				X
Sponsorship advertising of events				X
Brand stretching				X
Sales to minors			X	
Sales by minors				X
Place of sales				X
Vending machines				X
Free products				X
Single cigarette sales				X
Misleading information on packaging				X
Smoking in government buildings (incl. worksites)				X
Smoking in private worksites		X		
Smoking in educational facilities	X			
Smoking in health care facilities	X			
Smoking on buses	X			
Smoking on trains	X			
Smoking in taxis	X			
Smoking on ferries	X			
Smoking on domestic air flights			X	
Smoking on international air flights			X	
Smoking in restaurants			X	
Smoking in entertainment places			X	
Smoking in other public places		X		

Other Provisions

	Yes	No	Unknown
National tobacco control committee	X		
Tobacco control education/promotion	X		
Anti-smuggling provisions			X
Litigation enabling provisions			X

Source: Tobacco Control Country Profiles 2003, American Cancer Society