



International Conference in Ankara, Turkey
26-28 June, 2013

Agriculture and Food Security: Lessons Learned and Future Steps

Dr. Guljahan Kurbanova

Economist, FAO UN

Regional Office for Europe and Central Asia





“Food security exists when all people, at all times, have physical, social and economic access to sufficient safe and nutritious food that meets their dietary needs and food preferences for an active and healthy life”. World Summit, Rome, 1996

Outline

- The Current Situation
 - Agriculture
 - Food Security
- Experience: Lessons Learned
- Future Steps
- Conclusions



Concept of Food Security and Nutrition (FSN)



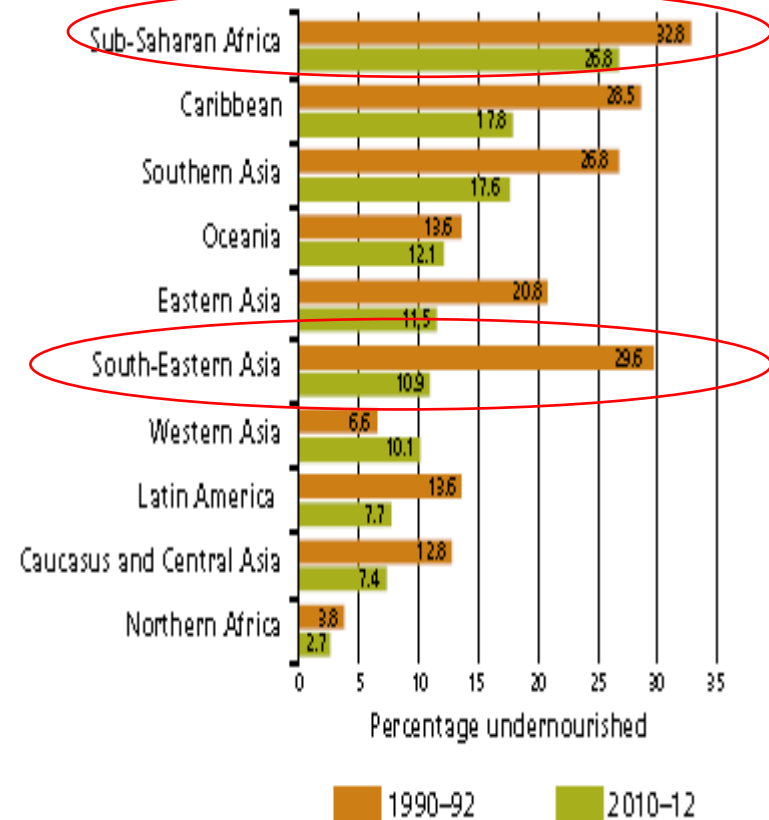
- **Food Availability**
 - **Production**
 - **Yields**
 - **Resources**
 - **Infrastructure**
 - **Food losses and waste**
- **Food accessibility**
 - Geography and route net
 - Price and Income
 - Knowledge and Values
 - Food chains: small holders?
- **Food Stability**
 - Information and income
 - Volatility of markets and prices
 - Natural calamities
 - Social unrest
- **Food Utilization/ Nutrition**
 - Energy intake
 - Macro elements
 - Microelements
 - Information and knowledge
 - Consumption Style

Food Security and Nutrition (FS) Situation



- About 870 million people undernourished (2010–12) or 12.5 percent of the global population, or one in eight people.
- 852 million undernourished in developing countries or 14.9 percent of the population
- Most of the progress was achieved before 2007–08. Now global progress in reducing hunger slowed down
- 2/3 of undernourished people live in seven countries: Bangladesh; the Democratic Republic of Congo; India; Indonesia, China, Pakistan, Ethiopia
- 40 percent live in India and China
- The most undernourished Asia and Pacific (12 %); it accounts to most global improvement in 2010
- The highest proportion of undernourishment is Sab- Saharan Africa – 30 %


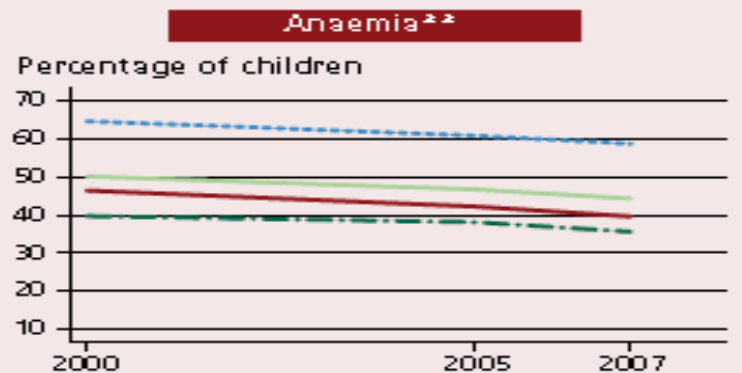
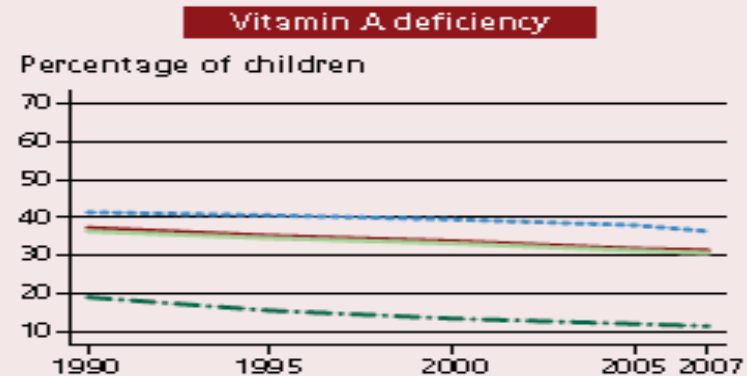
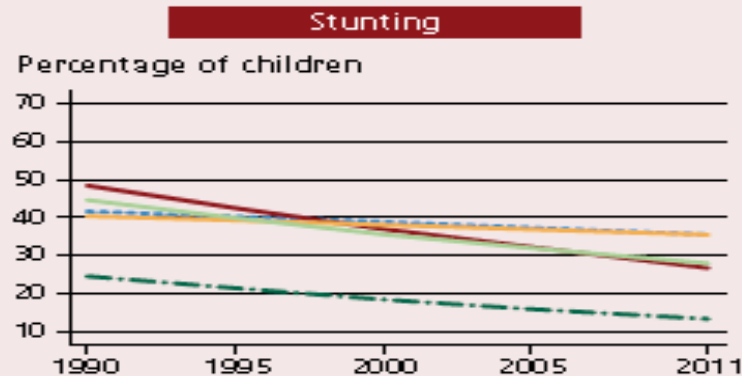
Progress towards meeting the MDG target across regions



Source: FAO.

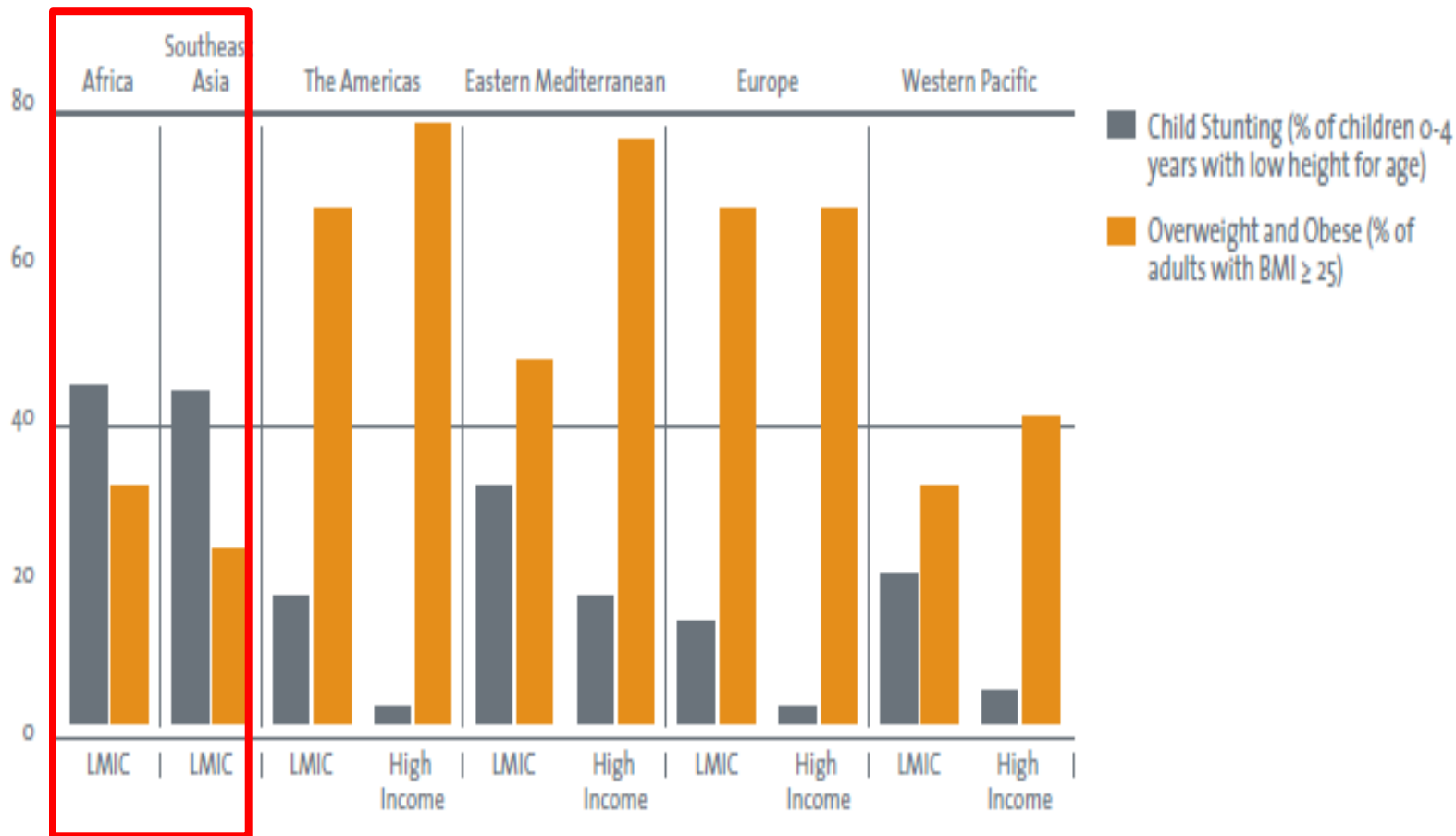
Food Security and Nutrition Indicators

Prevalence of stunting, anaemia and micronutrient deficiencies among children,* by developing region



----- Africa ----- Asia -.-.- Latin America and the Caribbean
----- Oceania ----- Developing regions

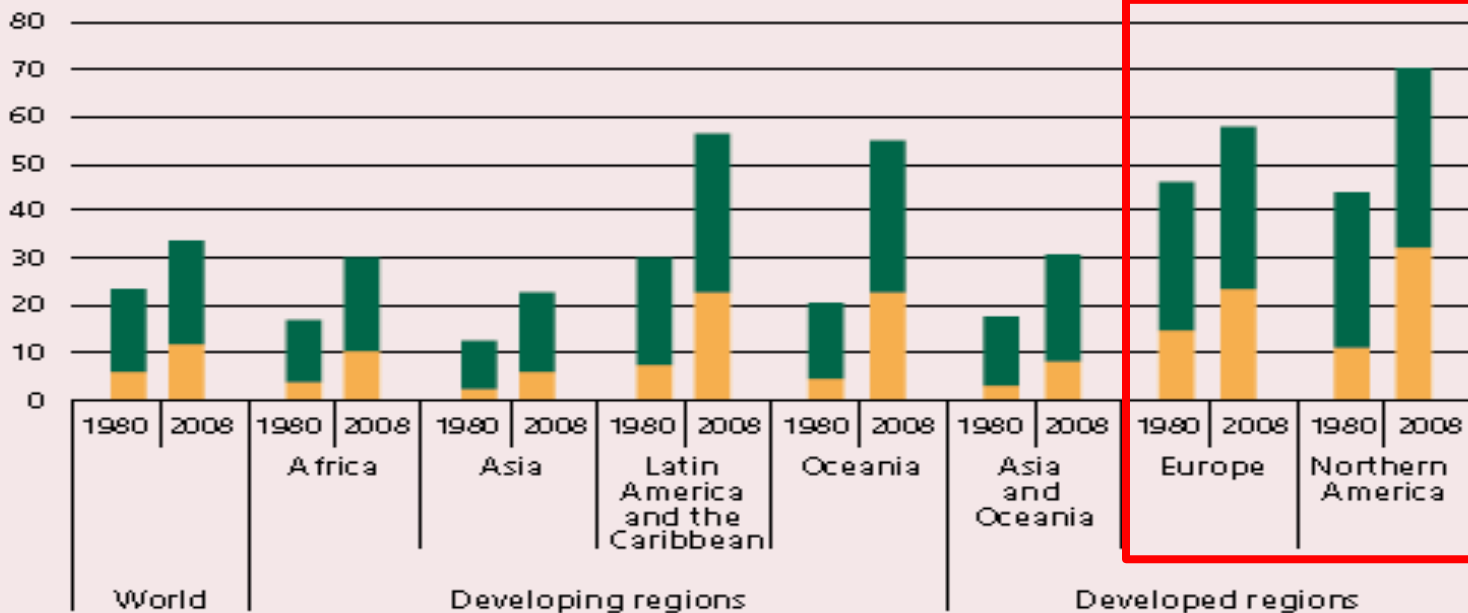
Undernourishment and Obesity by Regions



Food Security and Nutrition Indicators

Prevalence of overweight and obesity among adults, by region

Percentage



Obesity

Overweight, excluding obesity

Current Situation and Challenges



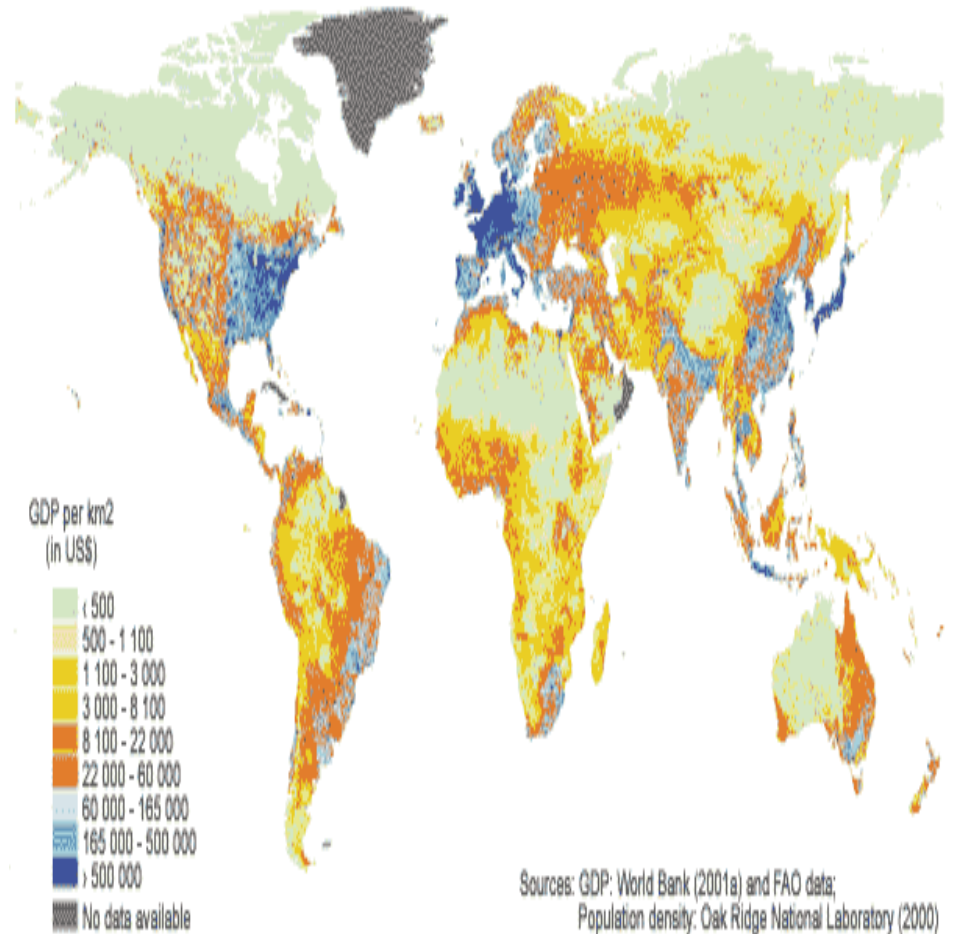
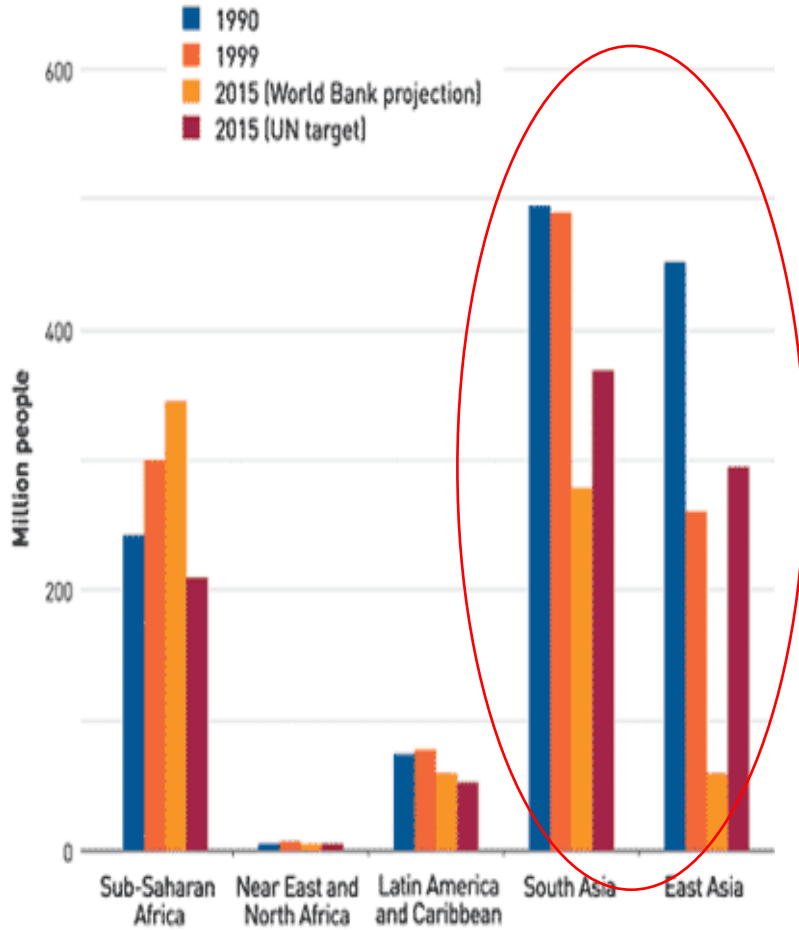
Factors

- Slowdown of economic growth
- Lack of access to food and adequate diet
- Specific factors :
 - Price volatility and market risks
 - Weak governance mechanisms and increasing of inequality
 - Erratic weather patterns
 - Limited investments including in public goods
- Sustainability of food and agriculture systems and limited natural resources
- Lack of knowledge on food consumption with nutritive value
- Weak orientation of agriculture and food systems for better nutrition and gaps in gender and vulnerability

Facts*

- Still around 870 million people undernourished worldwide
- Undernourishment and obesity in the region (related to MDG 1, target 1.9) – considered for post 2015
- Share of food expenditures of poor and vulnerable (over 50 %) in majority of countries)
- Prevalence of food inadequacy
- Food Prices Index and volatility
- Macro- and micronutrient deficiency (in all regions, worldwide)
- Undernutrition, micronutrient deficiency, overweight and obesity (1.4 billion people) impose high costs on countries at all income (from 0.9 to around 9 % of public health care)

Poverty by Regions



Sources: GDP: World Bank (2001a) and FAO data;
Population density: Oak Ridge National Laboratory (2000)


Progress in poverty alleviation: number of people living in poverty, 1990 to 2015

Source: World Bank

Trends and Challenges



- Growth in global food consumption is expected to slow 2.2 per cent a year (1970 to 2000) to 1.3 per cent a year (2000 to 2030) and to 0.6 per cent a year (2030 to 2050).
- Global food requirements continue to increase in coming years (by 60 % in 2050)
- Changing pattern of food – focus on nutrition
- Slowing down agricultural productivity growth, the impacts of climate change, and scarce resources (water, fertilizers and land), shortage of investments.



Changes of Agriculture



- 1961- 1.37 billion ha of land; 3.7 billion people
- 2011 – 1.53 billion ha (by 12 %); 7 billion people
- Agricultural output tripled:
 - by increasing productivity
 - rising use of other resources including natural resources
- Developed countries increased research and innovations
- Around 2002 food prices started to raise: 2008, 2010, 2012: increased demand, greater p/c consumption of meat; bio-fuel production, weather shocks
- Changed location and composition of agriculture towards developing countries and emerging economies
- **Food losses and waste:** around 1/3 of the output average worldwide: 40-50 %- cereals, fruits and vegetables, 30% - fish; 20 %- oils
- **Food chain: where is the space for SMEs/ small farmers?!**

Activities & 5 Strategic Initiatives on FSN

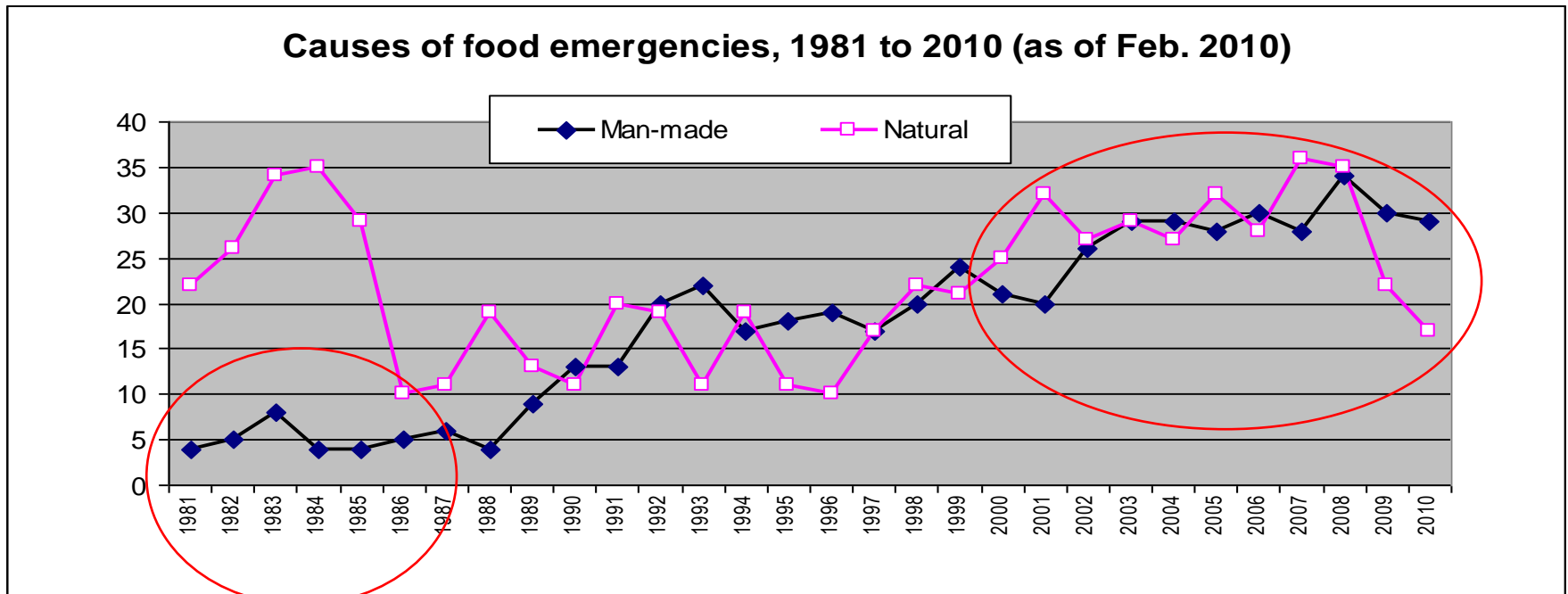


- Monitoring FSN:
 - CFS and Information systems: GIEWS, AMIS, FAO STAT (Data base and FBS), and **in the process to set up ISFSN**
 - Analytical work and assessments: **expand studies and research**
 - Developing prevention measures: **support the EWSs at national levels**
- Capacity development: trainings, advisory services, on R&D (f.e. including cooperation with ECO)
- Policy dialogue
 - Regional and national policy discussions
 - Food based discussions by using cross cutting issues approach
- Provision of access to FAO products including forum on FNS:
 - Internet and electronic publications and **HLEG on FSN**
 - **platform for discussions and knowledge sharing**

Why it is important?



- Hunger, malnourishment, and rural poverty
- Complexity and multidimensionality
- Volatility of commodity markets and prices
- Cross- sector links
- Natural calamities: floods, earthquakes
- Social unrest



International Approach: RIO+20: The Future We Want



“Zero hunger challenge”:

1. 100% access to adequate food all year round
2. Zero stunted children under 2 years, no more malnutrition in pregnancy and early childhood.
3. Sustainable food systems
4. 100% growth in smallholder productivity and income, particularly for women.
5. Zero loss or waste of food, including responsible consumption.

A graphic with a green and blue wavy background. It contains a quote in dark green text, a large red opening quotation mark at the top left, and a large red closing quotation mark at the bottom right. Below the quote is the name and title of the speaker in black text.

“The quest for food security can be the common thread that links the different challenges we face and helps build a sustainable future. At the United Nations Conference on Sustainable Development (Rio+20) we have the golden opportunity to explore the convergence between the agendas of food security and sustainability to ensure that happens.”

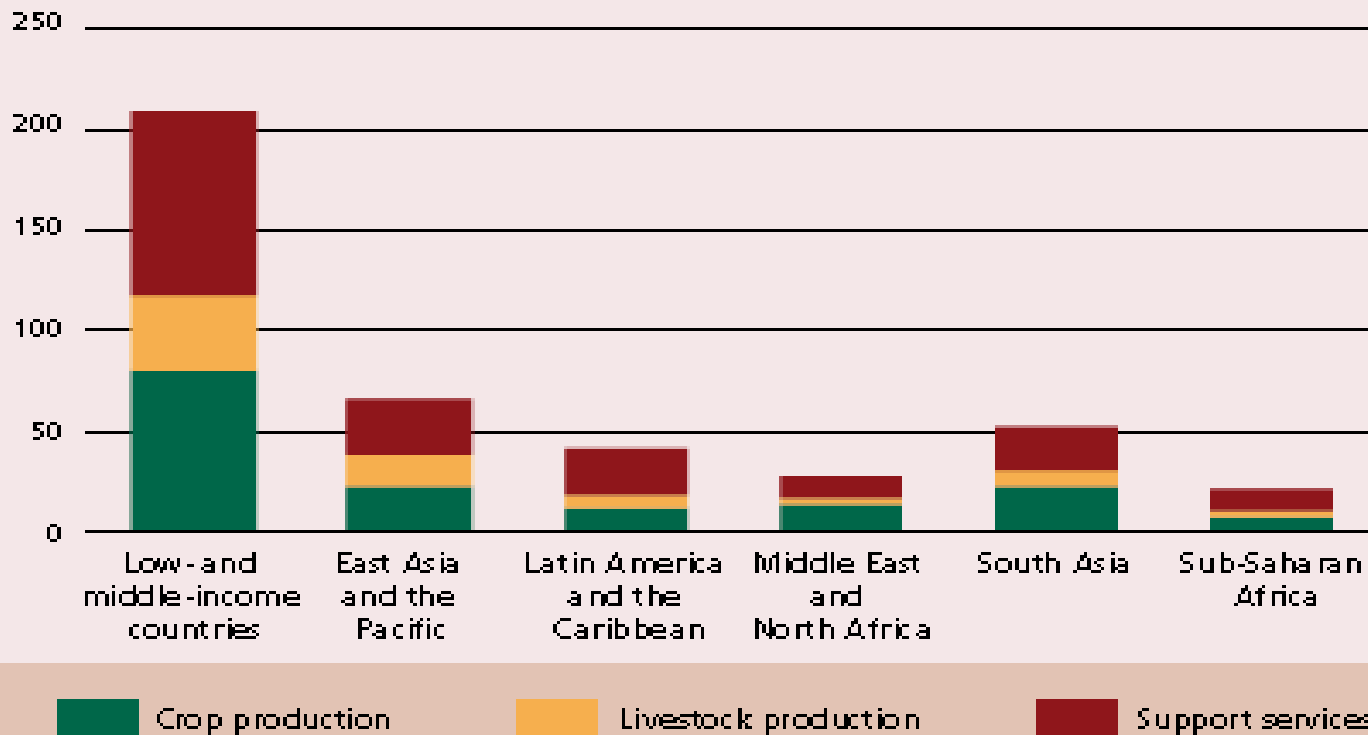
Jose Graziano da Silva
Director-General of the Food and
Agriculture Organization of the United Nations

Annual Investments needs in the Agriculture Sector



Average annual investment needs in low- and middle-income countries, by region

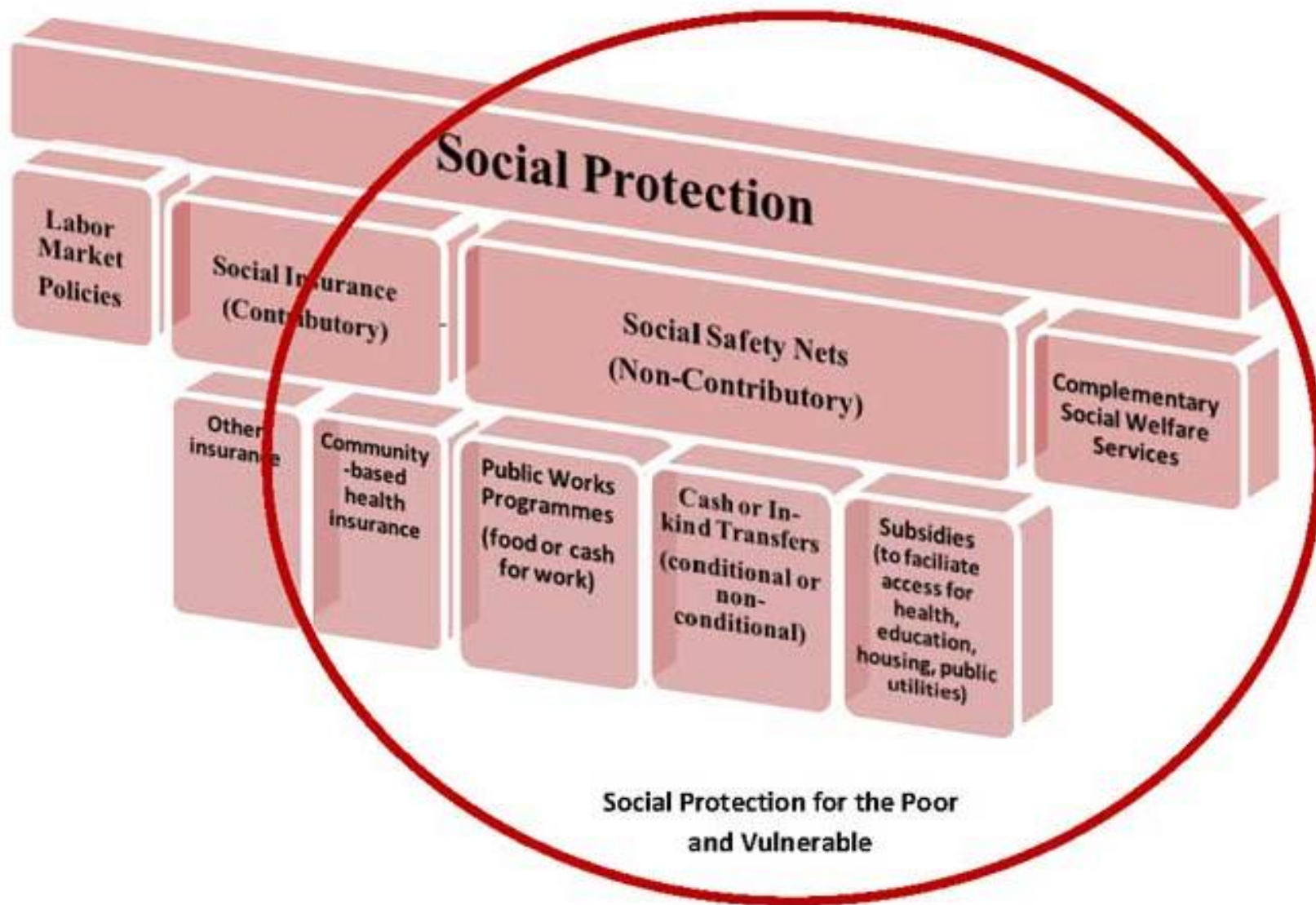
Billion constant 2009 US\$



Note: The figure presents average annual needs over the period 2005–07 to 2050.

Source: Schmidhuber, Bruinsma and Bödeker, 2009.

Social Protection: Food Safety Net



Recommendations



- Enabling environment for farmers: better infrastructure, information and education – a number of initiatives: cooperatives, SMEs support, family farming for 2014
- Innovations/ R&D- more investments and behavior changes needed
- Sustainable and healthy ecosystems: reducing pollution, climate mitigation, behavior changes
- Increasing agriculture productivity coupled with reducing food losses and waste throughout food chain, behavior changes
- Non farming economy development in rural areas by attracting youth, women, and other groups: rural development
- Social safety net for reducing malnutrition and labor market policy, insurance, education and health
- International community has to address more funds for agriculture - behavior changes