



Open Data in BPS

Dr. Suryamin

BPS-Statistics Indonesia

Presented in the Third Session of OIC-StatCom

Ankara, 10-12 April 2013



Outline

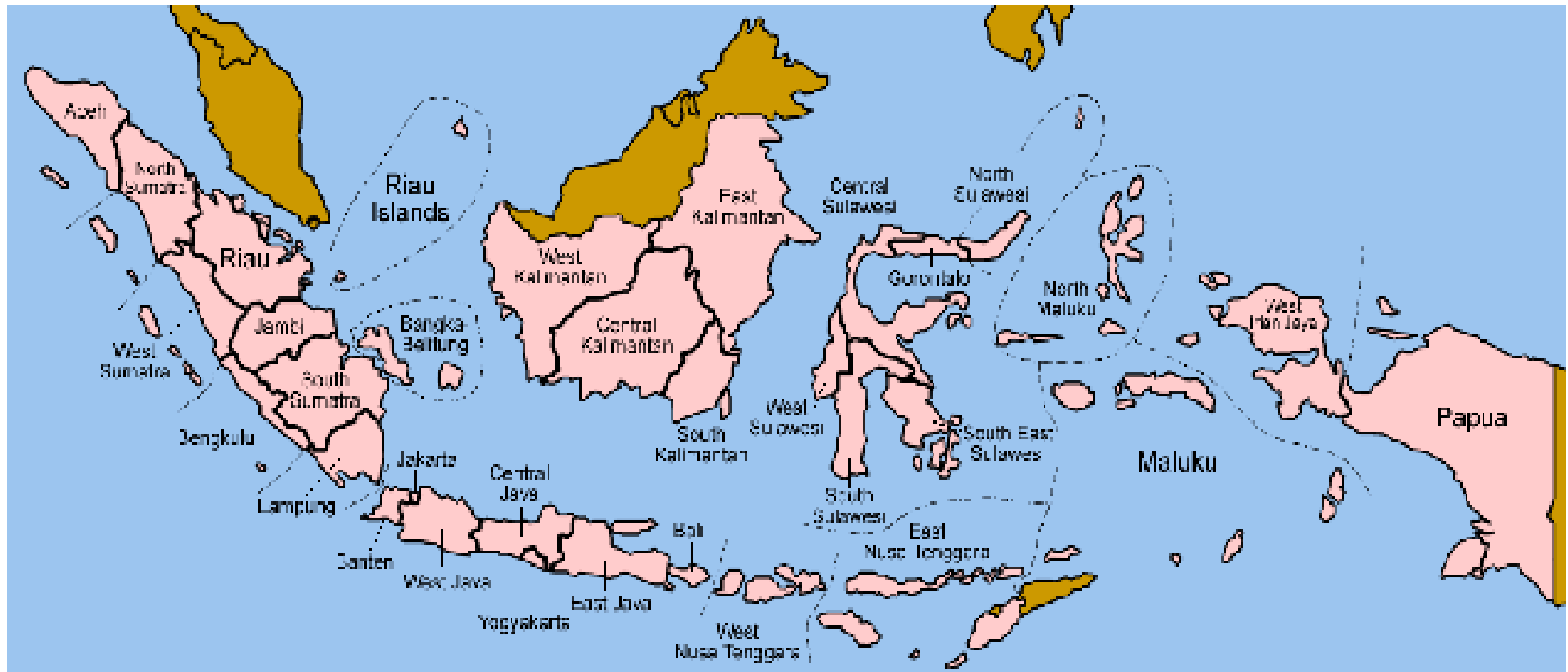
BPS-Statistics Indonesia

- About Indonesia
- Vision
- Opportunities and Challenges
- Statistical Dissemination
- Regulation
- Quick Wins



About Indonesia: an archipelago

BPS-Statistics Indonesia



33 Provinces; 497 Districts/Municipalities; 6,800 Sub-districts;
78,000 Villages;
728,000 Census Blocks; 17,504 islands (\pm 13,000 inhabited)
 \pm 360 Ethnic groups; \pm 450 Local languages



Vision

BPS-Statistics Indonesia

"The Agent of Trustworthy statistical data for all"

Related BPS' Mission to the Dissemination Process:

- Improving the quality of statistical information services for all parties;**



Opportunities and Challenges

BPS-Statistics Indonesia

- Increase in demand from data user both kinds and quality of data
- Increase in transparency and accountability data management



Statistical Dissemination Objectives

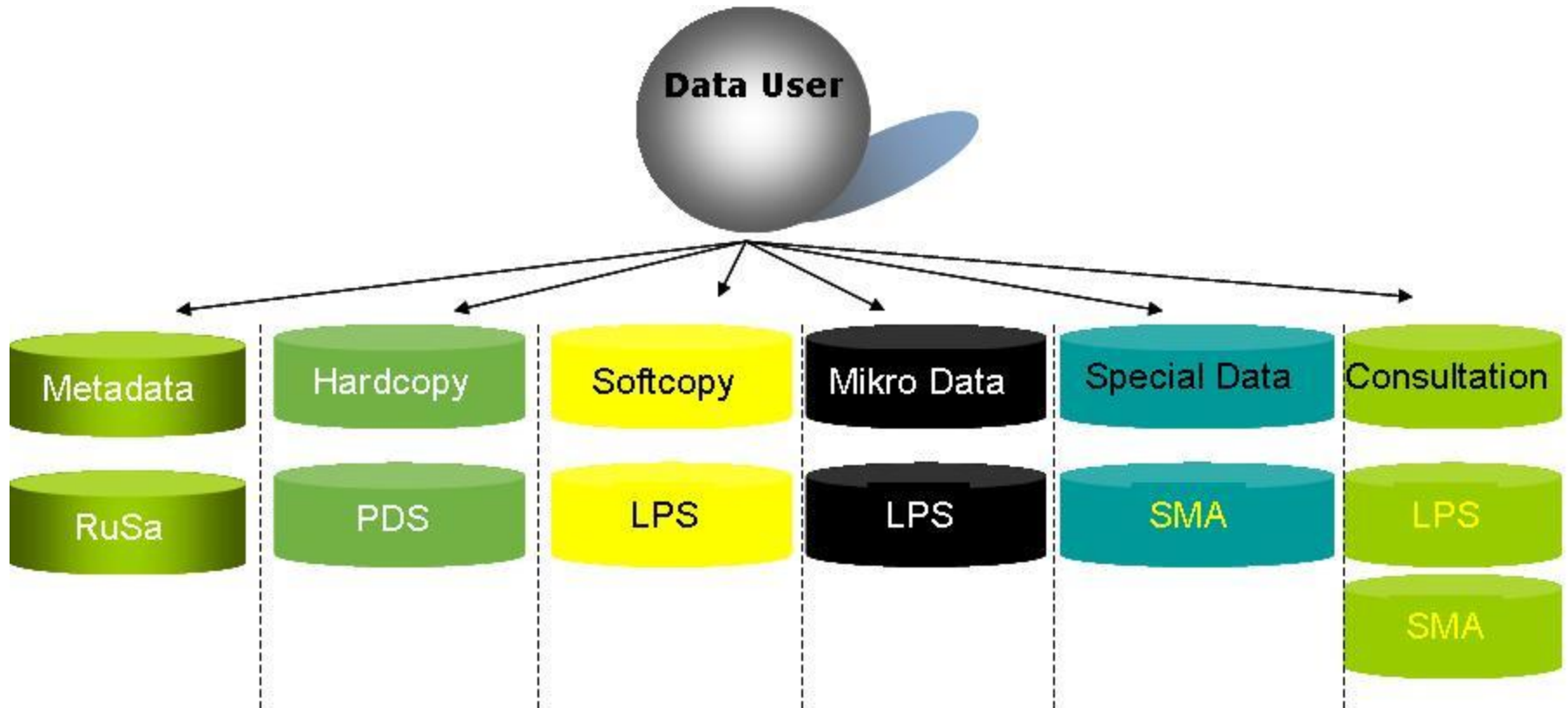
BPS-Statistics Indonesia

- ❑ Improving the Effectiveness and Efficiency of Data and Statistical Dissemination. This objective is achieved by taking the following steps:
 - Improving easier, faster and cheaper to access to BPS-Statistics Indonesia data;
 - Improving the quality of services and the results (data and statistical information);
 - Increasing the use of Statistical Clearing House System, (SCS), compiling metadata within the framework of SCS.



Dissemination Management

BPS-Statistics Indonesia





Regulation

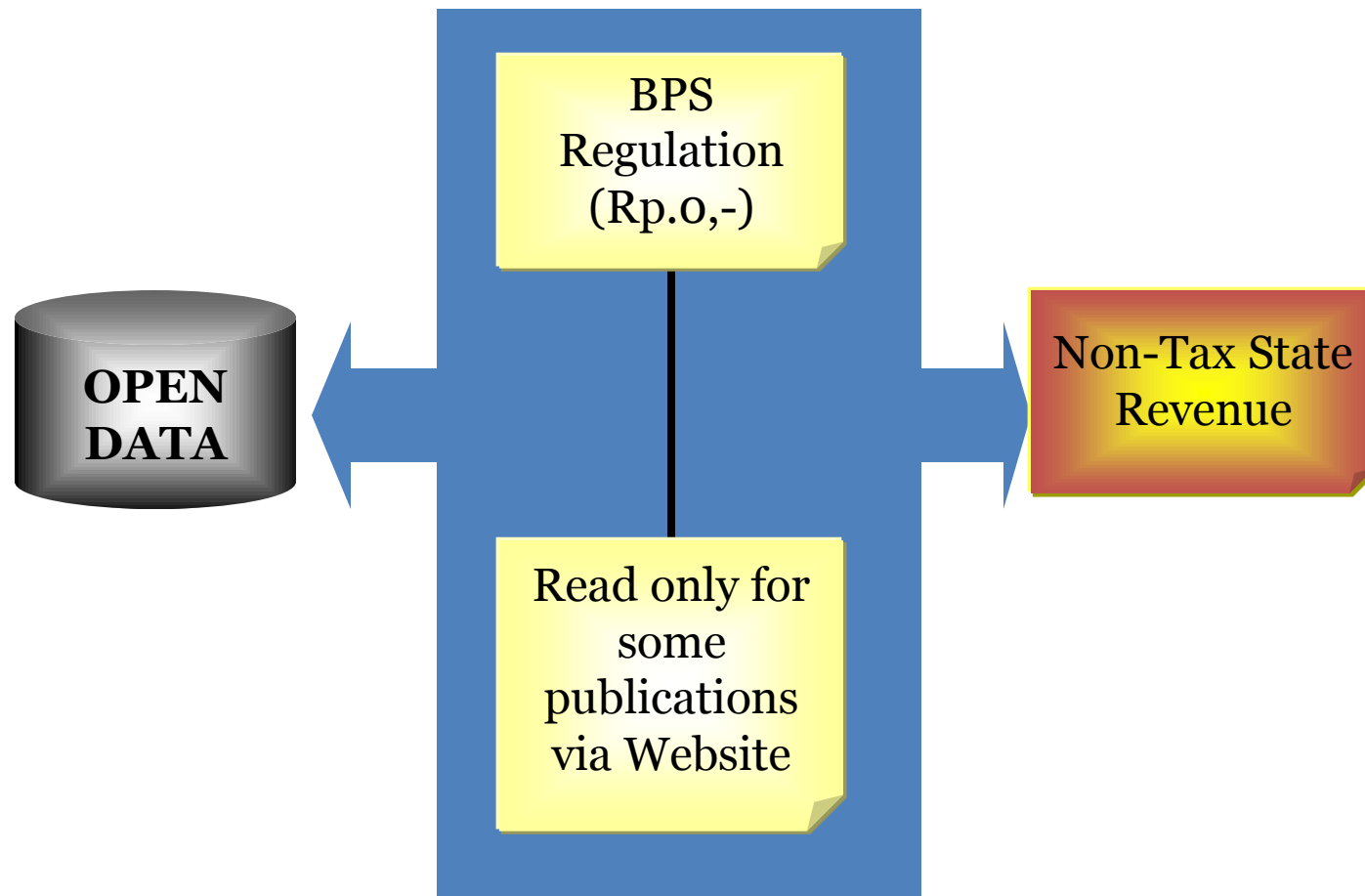
BPS-Statistics Indonesia

- Law No 16 / 1997: Statistics
- Law No 20 / 1997: Non Tax State Revenue
- Government Decree No 54 / 2009: Fare and Type of Non Tax State Revenue



OPEN DATA and Non Tax State Revenue

BPS-Statistics Indonesia





BPS Regulation (Rp.0,-)

BPS-Statistics Indonesia

- ❑ Available materials for certain institution with special requirement letter:
 - 1 exemplar printed publication
 - 1 CD electronic publication
 - 5 MB Raw Data (Micro Data)
 - Digital map for one area
- ❑ Certain institution who conduct:
 - Development planning
 - Managing state finance
 - Monitoring and Auditing
 - Disaster recovery activities



Non Tax State Revenue

BPS-Statistics Indonesia

- ❑ Optimizing Revenue sources
- ❑ Provide legal certainty and justice for the people to participate in the financing of development



Basic development of Statistical Services

BPS-Statistics Indonesia

Consumer Load	Services types (Producer)	
	DIRECT (Face to face)	INDIRECT (Electronic)
PAID	BPS Product Sales	Electronic BPS Product Sales (Under construction)
FREE	Integrated Statistical Services	Electronic Services (E-Services)



Quick Wins

BPS-Statistics Indonesia

Open data is implemented through :

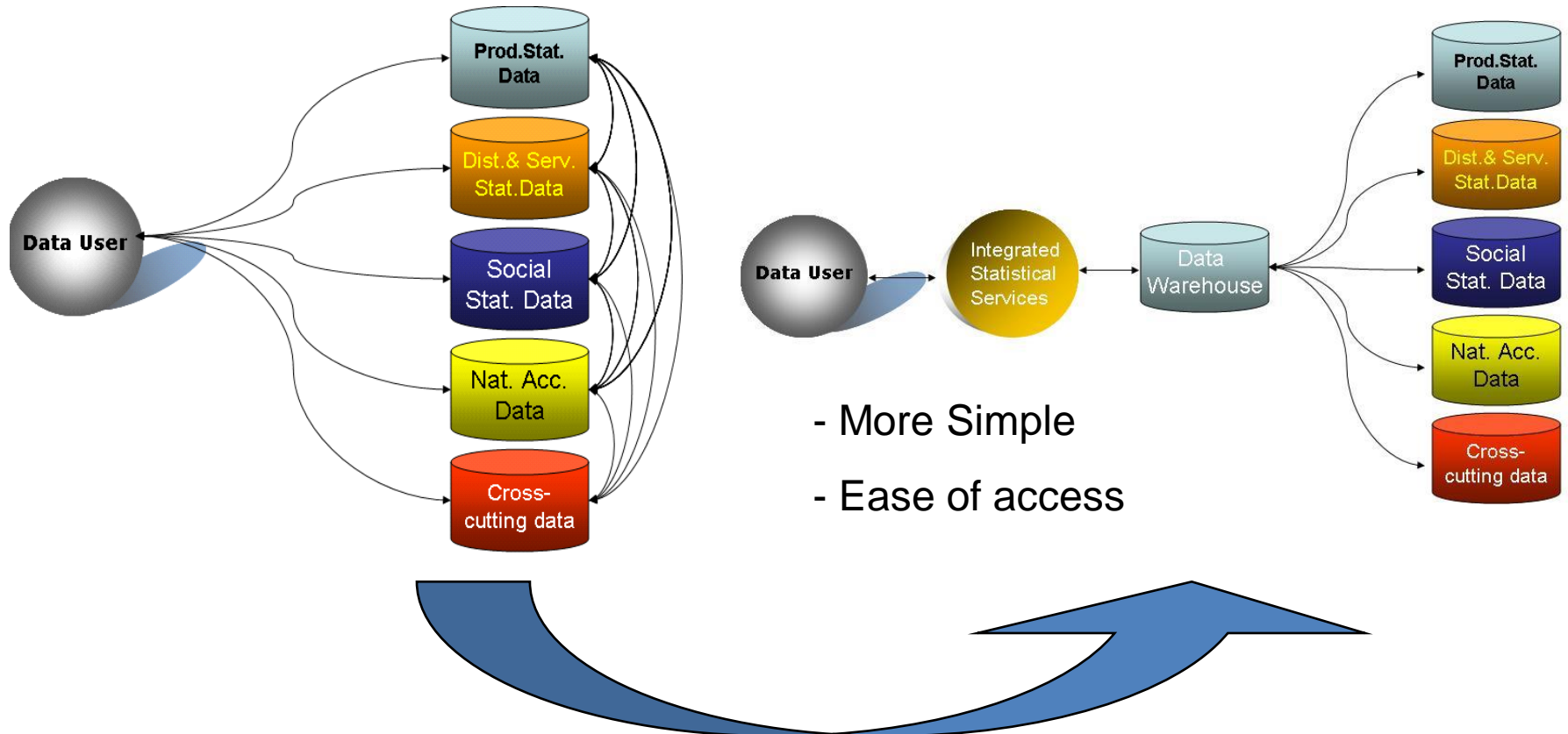
- Integrated Statistical Services
- Advanced Release Calender
- Website (Information in your thumb)



Integrated Statistical Services

BPS-Statistics Indonesia

BACKGROUND





The type of service provided:

1. Library printed
2. Digital Library
3. Statistics Consultation
4. Statistics recommendations
5. Micro Data Services
6. Services Sales (Softcopy/Hardcopy, digital map)



Integrated Statistical Services

BPS-Statistics Indonesia

- Head Quarters
- 33 Provincial Offices
- 67 District/Municipalities Offices



Integrated Statistical Services

BPS-Statistics Indonesia





Advanced Release Calendar

BPS-Statistics Indonesia

Objective:

- Provide certainty to users about data publishing information / statistics publications

Level:

- National
- Province
- Regency/Municipality



Advanced Release Calendar

BPS-Statistics Indonesia

LEVEL	2012 (Titles)	2013 (Titles)
NATIONAL	844	853
PROVINCE	1.567	10.918
REGENCY/MUNICIPALITY	270	207
TOTAL	2.681	11.978



Website

BPS-Statistics Indonesia

- **Objective:**
 - to share information
 - any time
 - any place



Website

BPS-Statistics Indonesia

OFFICIAL NSO WEB of STATISTICS INDONESIA

- Built: 1997
- Now: Generation 4th

The screenshot shows the official website of Badan Pusat Statistik (BPS) Indonesia. The header includes the BPS logo, the text "BADAN PUSAT STATISTIK STATISTICS INDONESIA", and navigation links for "Bahasa Indonesia | English", "Link | Site Map", and a search bar. Below the header, there are several main sections:

- Social and Population:** A sidebar menu with categories like Consumption and Expenditure, Education, Employment, Gender, Health, Housing, Human Development Indices, Population, Poverty, Social & Culture, and Social Resilience.
- Economic and Trade:** A highlighted sidebar category.
- Agriculture and Mining:** A highlighted sidebar category.
- Press Release:** A central section with a navigation bar for "Indonesian anti-corruption indices 2012 scale 3.55 of 5". It lists several press releases with dates and brief descriptions, such as "01 March 2013" regarding CPI in January 2013.
- BPS Province Website:** A dropdown menu for selecting a province.
- BPS Publications:** A section featuring book covers for "System of National Accounts 2008" and "Statistical Yearbook 2012".
- Inflation | Export-Import:** A section with a line graph titled "Inflation Graph, 2012-2013" showing Inflation and CPI trends from March 2012 to March 2013.
- BPS Activities:** A section with a "Press Release" dated 01 Mar 13 about the inflation rate of February 2013.
- Census and Survey:** A section with a "Press Release" dated 20 Mar 12 about the Agricultural Census 2013.



Website

BPS-Statistics Indonesia

POPULATION CENSUS

- Subdomain of NSO
- Built: 2010
- Information:
 - Metadata
 - Publications
 - Macro data (Province/Regency/municipality level)
 - Glossarium
 - etc





Website

BPS-Statistics Indonesia

- AGRICULTURAL CENSUS
 - Subdomain of NSO
 - Built: 2012
 - Information:
 - Metadata
 - Publications
 - Activities Progress
 - Now: In Bahasa Only

The screenshot shows the website of Badan Pusat Statistik (BPS) with the following elements:

- Header:** Logo of BPS, text "BADAN PUSAT STATISTIK", website URL "www.bps.go.id", and the "st2013 SENSUS PERTANIAN" logo.
- Navigation:** Links for "Beranda", "Tentang ST2013", "Aktivitas Sensus", "Sosialisasi", "Serba Serbi", "Kamus", and "Hasil Sementara".
- Section:** "Beranda" with a sub-section titled "PELATIHAN INSTRUKTUR NASIONAL (INNAs)".
- Image:** A photograph showing a group of people, including a man in a blue batik shirt and a woman in a white hijab, engaged in a discussion or presentation.
- Text:**

Selang sekitar dua minggu dari penyelenggaraan Workshop Instruktur Utama (Intama) Sensus Pertanian 2013 (ST2013), diselenggarakan Pelatihan Instruktur Nasional (Innas) Pencacahan Lengkap ST2013 pada 19 - 23 November 2012 bertempat di Hotel Aston Marina, Jakarta. Pelatihan Innas sebagai bagian dari persiapan ST2013 merupakan forum pembekalan pemahaman calon Innas, utamanya mengenai metodologi, konsep definisi, dan tata cara pengisian kuesioner yang dipergunakan dalam Pencacahan Lengkap ST2013. Tahap selanjutnya, Innas akan mengajar para Instruktur Daerah (Inda) pada Maret 2013 mendatang.

Dalam sambutan pembukaan Pelatihan Innas, 19 November 2012, Deputi Bidang Statistik Produksi BPS, Adi Lumaksono, menyampaikan agar sistem pelatihan yang diberikan Intama kepada Innas tidak hanya bersifat satu arah, tetapi lebih interaktif melalui diskusi. Diharapkan, diskusi yang dibangun dapat menjangkau masukan solusi dari peserta atas beragam kondisi yang dihadapi di lapangan.

Selama pelatihan, 220 orang peserta, 36 orang diantaranya dari BPS pusat dan selebihnya merupakan perwakilan dari BPS provinsi, dibagi ke dalam delapan kelas dan dipandu dua orang Intama di setiap kelasnya. Pembekalan kepada calon Innas pun tidak sebatas materi pencacahan lengkap (kuesioner
- Footer:** A row of small, light blue square icons.



Thank You

www.bps.go.id