

# Data collection exercise 2011 and publication plans

Medstat III, Directors Committee meeting,  
13 April 2011

Paper and presentation by Edward Cook (Unit D-1, Eurostat)



A: Activities / Actions

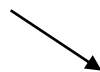
A: Absences

A: Accomplishments


A: Assessment

Can we give top A Grades?


**Start:  
Oct. 2010**





Planning  
& design  
phase




Executing  
phase



Monitoring  
phase



Closing  
phase



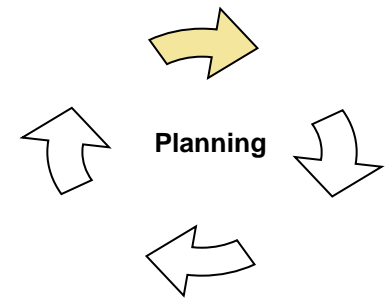
**Finish:  
Sept. 2011**



# Planning and design phase



# Planning and design phase



## ESTAT: what we did

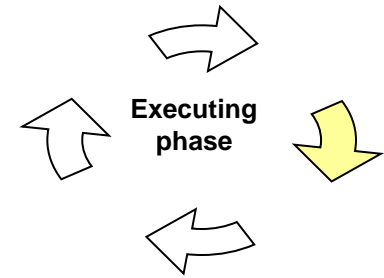
- improved user-friendly nature of questionnaire
- drew up a manual on how to load the MIS / use EDAMIS
- updated the contact lists
- prepared a schedule which was presented at the thematic kick-off meetings

# Planning and design phase

## Messages:

- Be prepared: co-ordinators and staff should be ready
- Be informed: make sure new staff know procedures
- Be careful: keep questionnaire links

# Executing phase



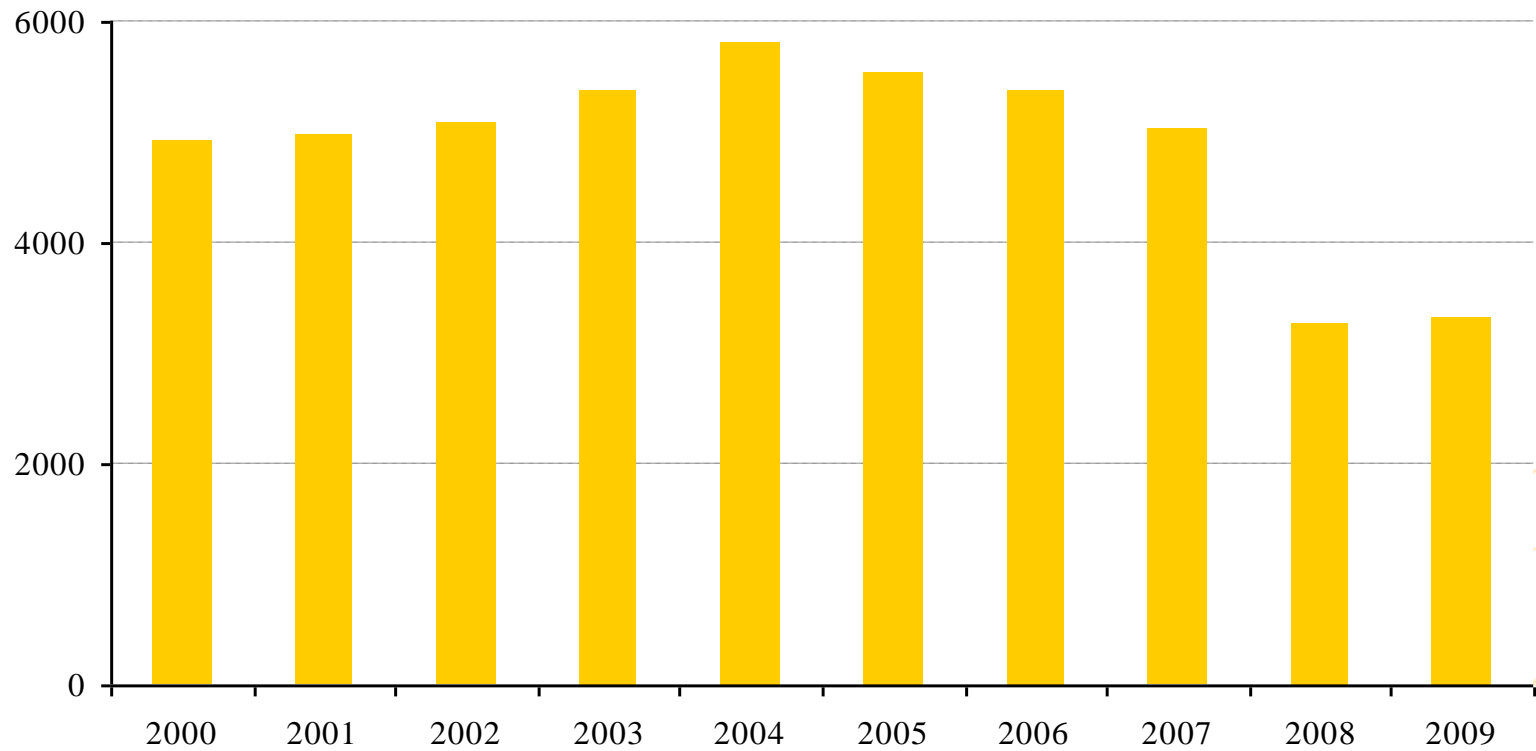
- Questionnaires out on schedule
- Questionnaires back with delay
- Questionnaires back with less content

# Executing phase

MEDAGRI_B1STRUC_A	1	-	1	1	1	1	-	1	-	67%
MEDAGRI_B2CROP_A	1	-	1	1	1	1	1	1	-	78%
MEDAGRI_B3ANIM_A	1	-	1	1	1	1	1	1	-	78%
MEDAGRI_B4FISH_A	1	-	1	1	1	1	1	1	-	78%
MEDAGRI_B5EAA_A	1	-	1	1	1	1	1	1	-	78%
MEDBOP_JBOP_A	-	1	-	-	1	-	-	1	-	33%
MEDCOMEX_BULETIN_S	1	-	-	1	1	-	1	-	-	44%
MEDCUR_EXCRATE_A	1	1	1	1	1	1	1	-	-	78%
MEDENV_D1AIR_A	1	-	-	-	1	1	-	1	-	44%
MEDENV_D2WASTE_A	1	-	-	-	1	1	-	-	-	33%
MEDENV_D3WATER_A	1	-	-	-	1	1	-	1	-	44%
MEDENV_D4LAND_A	1	-	-	-	1	1	-	-	-	33%
MEDENV_D5BIO_A	-	-	-	-	1	1	-	-	-	22%
MEDNATAC_FNATAC_A	1	1	1	-	1	1	1	1	-	78%
MEDNATAC_IPRICE_A	-	-	1	1	1	1	1	1	-	67%
MEDSOC_G1POP_A	-	1	1	-	1	1	1	-	-	56%
MEDSOC_G2EDU_A	-	1	1	-	1	1	1	-	-	56%
MEDSOC_G3LIVCO_A	-	1	1	-	1	1	1	-	-	56%
MEDSOC_G4WORK_A	-	1	1	-	1	1	1	-	-	56%
MEDTOUR_ATOURL_A	1	1	1	1	1	1	1	1	-	89%
MEDTRANS_H1ROAD_A	1	1	1	1	1	1	1	1	-	89%
MEDTRANS_H2RAIL_A	1	-	1	1	1	1	1	1	-	78%
MEDTRANS_H3AIR_A	1	1	1	1	1	1	1	1	-	89%
MEDTRANS_H4SEA_A	1	1	1	1	1	1	1	-	-	78%
	71%	46%	71%	54%	100%	91%	71%	63%	0%	<b>61%</b>



# Executing phase



# Executing phase

	2000	2001	2002	2003	2004	2005	2006	2007	2008	2009
Agriculture	1 052	1 041	1 050	1 058	1 059	1 051	1 094	1 009	800	714
Balance of payments	450	454	520	555	555	555	547	511	321	176
Environment	486	290	303	379	416	320	315	322	244	131
External trade	436	437	436	436	439	438	440	440		176
National Accounts	213	224	223	226	229	226	214	207	138	166
Price	15	15	15	15	15	15	16	14	12	10
Social statistics	1 457	1 766	1 695	1 807	2 069	1 896	1 916	1 756	1 141	1 231
Tourism	111	113	113	114	113	103	107	99	98	100
Transport	624	561	585	616	610	621	726	665	515	632

Strong declines noted for many themes, particularly:

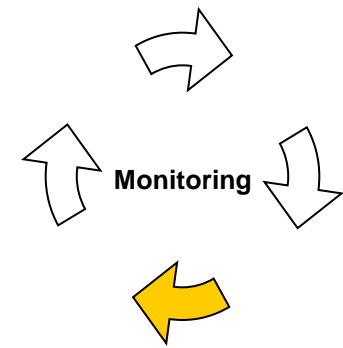
- Agricultural statistics
- Balance of payments
- Environmental statistics
- Social statistics

# Executing phase

## Messages:

- Faster delivery of data required
- Greater volume of data required – an implicit objective of MEDSTAT III is more and better data
- Perhaps need to consider streamlining questionnaires

# Monitoring and control phase



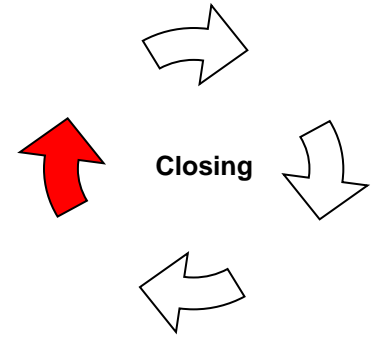
- Stage at which preliminary validation of data is conducted: checks for consistency and plausibility
- Made easier by in-built flagging system in questionnaires: partner countries see many problems upfront
- Questions drawn up: theme specific questionnaires sent out by Eurostat

# Monitoring and control phase

## Messages:

- One delay causes another: domino effect  
Data delivery delays have created validation delays.
- Theme specific validation questions have been sent out.
- Please respect April 20<sup>th</sup> deadline for replies.

# Closing phase



## Publications

- Database: free to use, free to download from Eurobase
- Paper publications: broad range of pocketbooks, leaflets, SiFs
- New products: country profiles, Statistics Explained

# Closing phase

## Messages:

- ESTAT is making official statistics freely and easily available to all users
- ESTAT is adapting its dissemination products and services to be more user-friendly
- ESTAT is looking to provide better explanatory information
- ESTAT is improving the MEDSTAT visibility

# Questions

- On data:  
Is there more to come before the end of April?
- On the planning:  
Is the timetable for data collection convenient?  
Is the delivery schedule sufficient enough?
- On help:  
Is Technical Assistance required to help data delivery?
- On Eurostat's MED-publications:  
Do they meet your expectations? Are you using them?



# The report card

Good things are being done.

But still need a breakthrough.

There is plenty of room for improvement



renjith krishnan's portfolio:  
[http://www.freedigitalphotos.net/images/view\\_photog.php?photogid=721](http://www.freedigitalphotos.net/images/view_photog.php?photogid=721)