



# **STATISTICAL ACTIVITIES OF SESRIC**

**21 April 2015**

**Muscat, Oman**

**Ambassador Musa KULAKLIKAYA**

**Director General**



**Fourth Session of OIC Statistical Commission  
SESRIC Headquarters, Turkey, April 2014**



# FIFTH SESSION OF OIC-STATCOM

✓ To be held on 12-14 May 2015

✓ Agenda:

## Theme 1

- Modernisation of NSSs of OIC Member Countries through Innovative Approaches and Effective Usage of **Alternative Channels in Communicating Official Statistics**

## Theme 2

- **M&E Systems** for Official Statistics towards a More Efficiently Functioning NSS

## Theme 3

- Strategic Priorities for National Actions to Transform NSSs to Embrace **Post-2015 Development Agenda**



# OIC ACCREDITATION AND CERTIFICATION PROGRAMME FOR OFFICIAL STATISTICIANS (OIC-CPOS)

- Implementation was **approved** in the **4<sup>th</sup> Session of OIC-StatCom in 2014**.
- **Purpose:** to certify the junior statistical professional working.
- OIC-StatCom Secretariat acts as the **Coordination Office** between **Certification Advisory Board (CAB)** and **Examination Committee (ExCom)**.

**19**

from

**19**

**CAB**

**Member**

**Countries**

**33**

from

**17**

**ExCom**

**Member**

**Countries**



## *Improving Statistical Capacities of Tourism Sector in Mediterranean and Gulf Regions*

**6**  
Trainings

Trainings on  
'Tourism Statistics'  
in Albania, Jordan,  
**Qatar, Oman,**  
Tunisia, and **UAE.**  
**Provided by** Egypt,  
Jordan, and Turkey.

**1**  
Workshop

In collaboration  
with **COMCEC**  
and **UNWTO.**  
**50** delegates from  
**27** OIC countries.





## *Enhancing National Capacities of OIC Member Countries in Poverty Statistics (First Phase)*

**First EGM:**

7-8 August 2014

**Second EGM:**

19-20 November 2014

EGMs at SESRIC Headquarters in Ankara, Turkey.

# 1

Report

*Measurement of Poverty in OIC Member Countries “Enhancing National Statistical Capacities”*

**To be published in May 2015**



## The Second Phase of "Enhancing National Capacities in Poverty Statistics of OIC Countries" Project

As per the results of the questionnaire disseminated under the first phase of the project and in line with the South-South cooperation:

- A **matching will be done** among the provider and beneficiary countries to **conduct the training programmes in poverty statistics** in selected OIC member countries.
- At the end of these trainings, a **Regional Workshop** will be organised.
- Preparation of an **evaluation report** to be submitted to the relevant **COMCEC Fora**.



## Integration of the Tobacco Questions for Surveys (TQS) into the National Surveys in OIC Countries

- A project to **integrate TQS**, a component of the Global Tobacco Surveillance System (GTSS), in **ongoing national surveys**.
- **15 OIC Countries** have been selected for a **pilot study** to be supported by WHO, CDC, CDC-F, and SESRIC.



# ISLAMIC BANKING AND FINANCE STATISTICS (IBFSTAT)



**THE WORLD BANK**  
IBRD • IDA | WORLD BANK GROUP



TÜRKİYE  
KATILIM BANKALARI BİRLİĞİ



**Expert Group Meeting on  
'Islamic Banking and Finance Statistics'  
Turkey, March 2014**

## OIC ISLAMIC FINANCIAL INDUSTRY DATABASE PROJECT

- **Objective:** To facilitate the development of a **comprehensive & standardised database for the Islamic financial industry** covering banking, capital markets, insurance and Non-Bank Financial Institutions (NBFIs) sector within OIC Member Countries.
- **Three phases** will be undertaken.

### PHASE 1

**Project  
Design,  
Scoping &  
Planning**

### PHASE 2

**Analysis and  
Development of the  
Methodology**

### PHASE 3

**Implementation**



# STATISTICAL CAPACITY BUILDING PROGRAMME

- Initiated in early 2007
- South-South Cooperation approach
- NSOs communicate training needs and capacities through questionnaires
- Conduct of trainings in countries after proper matching by SESRIC

## Overview of Jan 2014 – March 2015 StatCaB Activities

Total Trainings  
Jan 2014-March 2015

**40**

Partners Involved

**25**      **13**

Beneficiaries      Providers

Countries Reached  
First Time

**10**

Albania, Algeria,  
Cote d'Ivoire, Iraq, Mauritania,  
Nigeria, Suriname, Tunisia,  
Uzbekistan and Benin

# STATISTICAL CAPACITY BUILDING PROGRAMME

NO	BENEFICIARY (VENUE)	PROVIDER (PARTNER)	THEME	DATE
1	<b>Qatar</b>	<b>Egypt</b>	<i>Statistical Data Analysis</i>	22-24 December 2008
2	<b>Bahrain</b>	<b>Egypt</b>	<i>Information Technology: E-Publication</i>	23-25 June 2009
3	<b>UAE</b>	<b>Egypt</b>	<i>Health Statistics</i>	12-14 October 2009
4	<b>Kuwait</b>	<b>Egypt</b>	<i>Geographic Information Systems (GIS)</i>	5-7 June 2011
5	<b>Saudi Arabia</b>	<b>SESRIC</b>	<i>Basic Data Analysis for Price and Foreign Trade Data</i>	24-26 December 2011
6	<b>Kuwait</b>	<b>Jordan</b>	<i>Management of Archives and Documents</i>	12-15 March 2012
7	<b>Oman</b>	<b>Turkey</b>	<i>Price Statistics and Indices</i>	10-13 November 2012
8	<b>Qatar</b>	<b>Palestine</b>	<i>Income and Consumption Statistics</i>	19-20 December 2012
9	<b>Kuwait</b>	<b>Turkey</b>	<i>External Trade Statistics in Kuwait</i>	6-8 January 2013
10	<b>UAE</b>	<b>Turkey</b>	<i>Metadata Preparation and Management</i>	9-11 September 2013
11	<b>Saudi Arabia</b>	<b>Indonesia</b>	<i>Statistical Data Analysis</i>	16-19 September 2013
12	<b>UAE</b>	<b>Morocco</b>	<i>Transport and Communication Statistics</i>	24-26 December 2013
13	<b>Qatar</b>	<b>Turkey</b>	<i>Science, Technology and Innovation Statistics</i>	25-27 February 2014
14	<b>UAE</b>	<b>Turkey</b>	<i>Price Statistics</i>	10-12 March 2014
15	<b>Oman</b>	<b>Turkey</b>	<i>Data Dissemination, Data Warehousing</i>	30 March - 1 April 2014
16	<b>UAE</b>	<b>Turkey</b>	<i>Tourism Statistics</i>	13-15 October 2014
17	<b>Kuwait</b>	<b>Turkey</b>	<i>Information Society Statistics</i>	21-23 October 2014
18	<b>Qatar</b>	<b>Turkey</b>	<i>Tourism Statistics</i>	3-5 November 2014
19	<b>Oman</b>	<b>Egypt</b>	<i>Tourism Statistics</i>	17-19 November 2014
20	<b>UAE</b>	<b>Jordan</b>	<i>Manufacturing Statistics</i>	23-25 November 2014
21	<b>Qatar</b>	<b>Tunisia</b>	<i>Banking, Insurance and Financial Statistics</i>	8-11 March 2015



# PEER ASSESSMENT PROJECT

- During the Board meeting of SESRIC in 2014, the President of TurkStat suggested to tailor the concept of **Peer Assessment for OIC Member Countries**.
- A brief consultancy meeting was organised with TurkStat experts in January 2015.
- SESRIC will cooperate with **EuroStat** in the Project.
- The topic is also included in the Agenda of the Fifth Session of OIC Statistical Commission that will be held on 12-14 May 2015 to further take comments and feedbacks of NSOs of OIC Member Countries.





# COOPERATION WITH PARTNERS

- **CCSA:** SESRIC hosted the 22<sup>nd</sup> Session of the CCSA at SESRIC Headquarters in September 2013.
- **GCC-Stat:** International Forum on Transforming the Statistical System in GCC Countries: Productivity and New Data Challenges, Oman, April 2014
- **AITRS:** Regional Workshop on ‘Revision 3 of Principles and Recommendations for Population and Housing Census Data Evaluation’, Jordan, October 2014
- **UNESCWA:** Regional Workshop on ‘Integrating a Gender Perspective in Production of Statistics’, Jordan, December 2014
- **AFRISTAT:** MOU signed on July 2014 involving development of statistical capacity building and training programmes on official statistics and promoting the harmonisation of concepts and methodologies.





# STATISTICAL APPLICATIONS

Select/Deselect All

<input type="checkbox"/> Agriculture	<input type="checkbox"/> Demography	<input type="checkbox"/> Education and Science
<input type="checkbox"/> Environment	<input type="checkbox"/> Exports	
<input type="checkbox"/> Imports	<input type="checkbox"/> Industry and Manufacturing	
<input type="checkbox"/> Money and Prices	<input type="checkbox"/> National Accounts	
<input type="checkbox"/> Tourism	<input type="checkbox"/> Transportation and Communication	

[Previous](#)

## BASEIND Report

[Export Results to CSV](#) [Export Results to Excel](#) [Return to BASEIND Home Page](#)

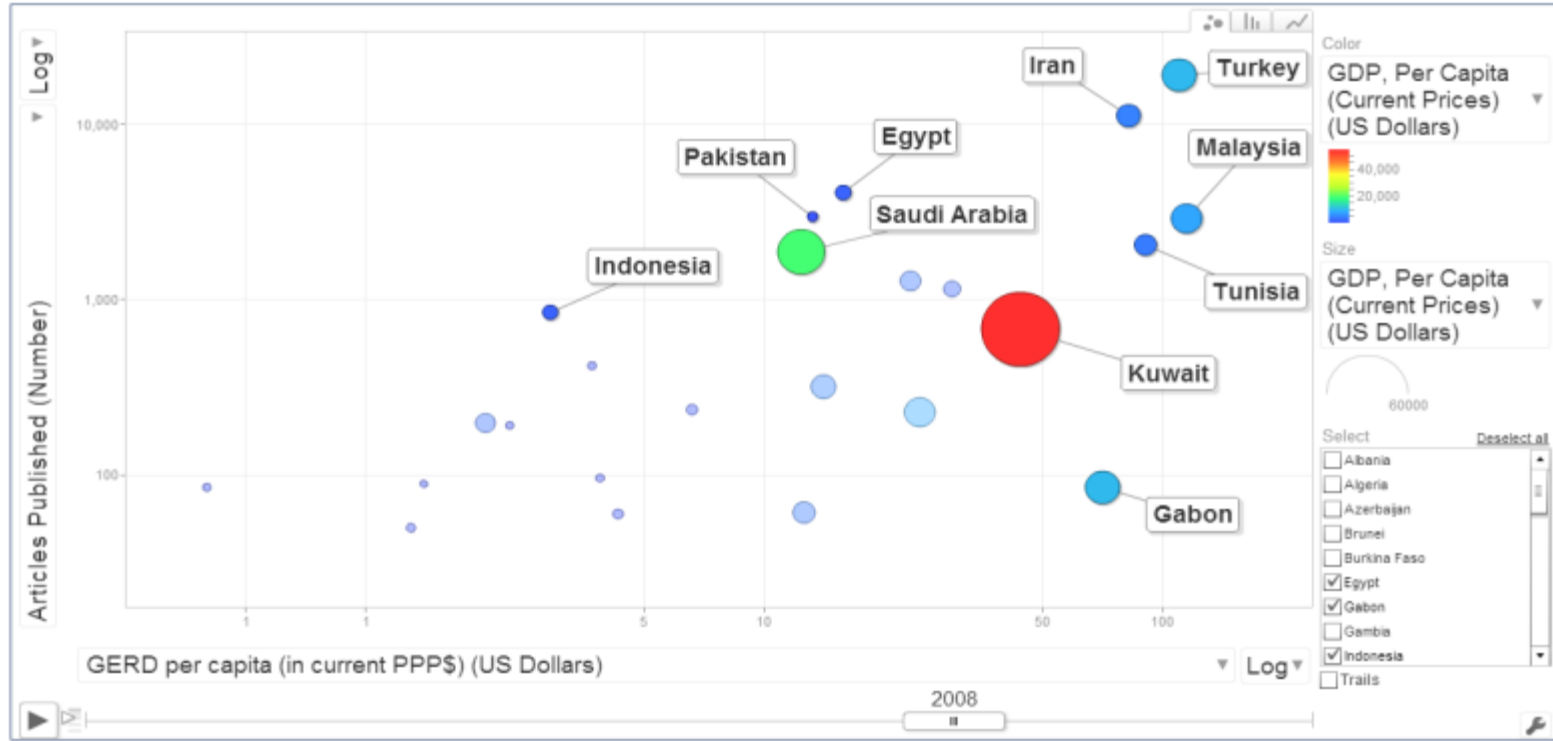
[Previous](#)

Country	Category	Indicator	Unit	2012	2013
Algeria	Education and Science & Technology	Articles Published	Number	1896.00	2075.00
Egypt	Education and Science & Technology	Articles Published	Number	7205.00	7778.00
Iran	Education and Science & Technology	Articles Published	Number	24175.00	25561.00
Malaysia	Education and Science & Technology	Articles Published	Number	8185.00	9195.00
Nigeria	Education and Science & Technology	Articles Published	Number	1914.00	1866.00
Pakistan	Education and Science & Technology	Articles Published	Number	5784.00	6386.00
Saudi Arabia	Education and Science & Technology	Articles Published	Number	7320.00	8922.00
Tunisia	Education and Science & Technology	Articles Published	Number	2856.00	2921.00
Turkey	Education and Science & Technology	Articles Published	Number	24862.00	25803.00



## BASEIND DATABASE

- Main statistical database of the Centre.
- Currently contains data on **313 indicators under 19 categories** for the 57 OIC Member Countries



## SESCRIC MOTION CHARTS (SMC) MODULE

- The interactive and dynamic motion chart
- Fully integrated with the BASEIND database



# STATISTICAL APPLICATIONS

OIC Member States in Figures --> Republic of Indonesia

[General Information](#) [Location and Geography](#) [Indonesia in Figures](#) [Special Links](#)



## General Information

Total Land Area:	1,811,570 km <sup>2</sup>
Land boundaries:	2,602 km
Coastline:	54,716 km
Capital:	Jakarta
Other Large Cities:	Surebaya, Bandung, Medan
Official Language:	Indonesian
National Currency Unit:	Indonesian Rupiah (IDR)
National Day:	August 17



OIC Member States in Figures --> Republic of Indonesia

[General Information](#) [Location and Geography](#) [Indonesia in Figures](#) [Special Links](#)

Categories
Agriculture
Demography
Education
Energy
Environment
Exports
Gender
Health
Imports
Industry and Manufacturing
International Finance
Labour Force
Money and Prices
National Accounts
Public Finance
Tourism
Transportation and Communication
Water

Latest Indicator Data of Category: Demography		
Crude Birth Rate:	19.20 Per thousand persons (2012)	Timeplot
Crude Death Rate:	6.26 Per thousand persons (2012)	Timeplot
Fertility Rate, Total:	2.37 Births per Woman (2012)	Timeplot
Growth Rate of Population, Annual:	1.22 Percentages (2013)	Timeplot
Growth Rate of Population, Natural:	1.29 Percentages (2012)	Timeplot
Life Expectancy at Birth, Female:	72.70 Years (2012)	Timeplot
Life Expectancy at Birth, Male:	68.62 Years (2012)	Timeplot
Life Expectancy at Birth, Total:	70.61 Years (2012)	Timeplot
Population Density:	137.93 Persons per square kilometre (2013)	Timeplot
Population, Ages 0-14, % of Total:	28.89 Percentages (2013)	Timeplot
Population, Ages 15-64, % of Total:	65.89 Percentages (2013)	Timeplot
Population, Ages 65+, % of Total:	5.22 Percentages (2013)	Timeplot
Population, Female, % of Total:	49.69 Percentages (2013)	Timeplot
Population, Rural, % of Total:	47.79 Percentages (2013)	Timeplot
Population, Total:	249,865,631.00 Units (2013)	Timeplot

## MEMBER COUNTRIES IN FIGURES

1. General Information
2. Location and Geography

3. Member Country in Figures
4. Special Links



# STATISTICAL APPLICATIONS

## To be Included in the Roster of Statistics Experts

Should you wish to be included in the Roster, complete and submit the [online form](#) (in English only).

### View the List of Statistics Experts

Afghanistan (2)	Albania (11)	Algeria (16)
Bahrain (2)	Bangladesh (3)	Benin (4)
Burkina Faso (4)	Cameroon (11)	Chad (1)
Cote d'Ivoire (3)	Djibouti (3)	Egypt (67)
Gambia (2)	Guinea (1)	Guinea-Bissau (1)
Indonesia (9)	Iran (54)	Iraq (7)
Kazakhstan (12)	Kuwait (28)	Kyrgyzstan (1)
Libya (8)	Malaysia (19)	Maldives (4)
Mauritania (9)	Morocco (30)	Mozambique (1)
Nigeria (3)	Oman (8)	Pakistan (56)
Qatar (11)	Saudi Arabia (24)	Senegal (66)



### Roster of Statistics Experts

#### Application Form

Please fill in the form in English and as complete as possible. After SESRIC's confirmation, your information will be added into the database and published in the SESRIC Web Site within 5 working-days.

Country of Citizenship :	<input type="text" value="Please select a country"/>
Name, Surname :	<input type="text"/>
Title :	<input type="text"/>
Institution Type :	<input type="text" value="Please select your institution type"/>
Institution Name :	<input type="text" value="Please select your institution name"/>
Department :	<input type="text"/>
Job Title :	<input type="text"/>
Address :	<input type="text"/> Characters left: 250
Phone :	<input type="text"/>
Fax :	<input type="text"/>
E-mail :	<input type="text"/>
Web Site :	<input type="text" value="http://"/>
<input type="checkbox"/> Agricultural Censuses and Registers <input type="checkbox"/> Agricultural Surveys <input type="checkbox"/> Agriculture Statistics <input type="checkbox"/> Banking, Insurance, Financial Statistics <input type="checkbox"/> Bayesian Statistics <input type="checkbox"/> Big Data <input type="checkbox"/> Biological and Medical Statistics <input type="checkbox"/> Business Surveys <input type="checkbox"/> Classifications <input type="checkbox"/> Communication Statistics <input type="checkbox"/> Communications Technology <input type="checkbox"/> Construction Statistics	

## EXPERTS ROSTERS

- ✓ Statistics
- ✓ Environmental
- ✓ eGovernment

## NSOs DIRECTORIES

- ✓ National Statistical Offices (NSOs)
- ✓ Universities
- ✓ Research Institutions
- ✓ Training Institutions
- ✓ Central Banks





# STATISTICAL APPLICATIONS

**Press Releases Links for National Statistical Offices**

The links found on this page redirects you to the press releases and/or most recent available data issued by the National Statistical Offices of OIC Member Countries. Please note that some countries still do not have a link for their press releases. If you know such official pages where press releases are published, please inform [statistics@sesric.org](mailto:statistics@sesric.org). Please click on a country to view the press releases:

Afghanistan			
Bahrain			
Burkina Faso			
Cote d'Ivoire			
Gambia			
Indonesia			
Kazakhstan			
Libya			
Mauritania			
Nigeria			
Qatar	Saudi Arabia	Senegal	Sierra Leone
Somalia	Sudan	Suriname	Syria
Tajikistan	Togo	Tunisia	Turkey
Turkmenistan	Uganda	United Arab Emirates	Uzbekistan
Yemen			

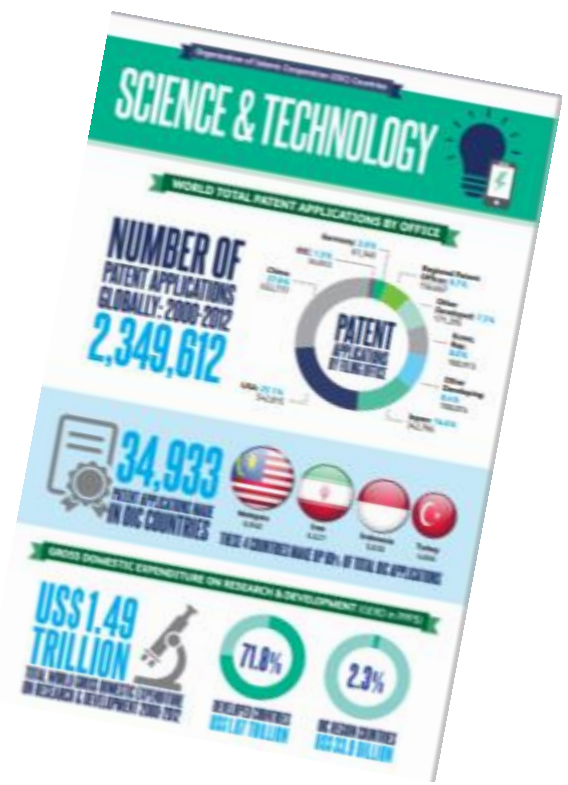



## Press Releases Links for National Statistical Offices

SESRIC publishes web addresses of the press releases of NSOs.



# STATISTICAL PUBLICATIONS




## SESRIC AND FAJR CAPITAL INFOGRAPHIC

- ✓ Trade & Investment
- ✓ Science & Technology
- ✓ Islamic Finance
- ✓ Education
- ✓ Demography
- ✓ Agriculture with a Focus on the Potentials of OIC Member Countries



# STATISTICAL PUBLICATIONS



## SWOT OUTLOOK

Through analytical approach of SWOT (Strengths, Weaknesses, Opportunities, Threats) method, the profiles of OIC Member Countries are presented in a comparative manner.





# STATISTICAL PUBLICATIONS

## Did You Know?



In order to reflect striking facts about OIC Member Countries in a simple and user friendly way, SESRIC has just launched a new module called "Did You Know?"

Each snapshot, which has been enriched with data from a variety of international resources, can be accessed by clicking on the slides. The SESRIC DYK aims to highlight the current situation of OIC Member Countries on a specific socio-economic variable in a one-page format. The content of this collection will be regularly updated and enriched with different indicators.

### Did You Know?

Outbound Mobility Rate gives the number of students from a given country studying abroad as a percentage of the total tertiary enrollment in that country.

- The average mobility rate is around 1.3% for the world and 1.8% for the developing countries.
- In the meantime, the 53 OIC member countries with available data after 1999 has an average outbound mobility rate of 2.6%, which is greater than that of the developed countries 2.4%.
- Hence, except 8 member countries whose rates are below that of the developing countries, 1.8%, the outbound mobility rates of all of the member countries are higher than the world average, 1.9%. Excluding Algeria, their mobility rates are above the average developed countries, as well.
- Among the member countries, the outbound mobility rate is strikingly high in Maldives. The number of students studying abroad is more than 15 times of the total tertiary enrollment in the country!
- The outbound mobility rates of Cameroon, Djibouti, and Bosnia are also above 5%.
- Ghana-Bussa, Gabon, Kuwait, Albania, Mauritania and Suriname are the other countries where the tertiary students studying outside the country are more than one fifth of the students studying in the country.

©SESRIC 2012

Country (Year)	Outbound Mobility Rate (%)
Algeria (2011)	0.2
Algeria (2012)	0.2
Algeria (2013)	0.2
Algeria (2014)	0.2
Algeria (2015)	0.2
Algeria (2016)	0.2
Algeria (2017)	0.2
Algeria (2018)	0.2
Algeria (2019)	0.2
Algeria (2020)	0.2
Algeria (2021)	0.2
Algeria (2022)	0.2
Algeria (2023)	0.2
Algeria (2024)	0.2
Algeria (2025)	0.2
Algeria (2026)	0.2
Algeria (2027)	0.2
Algeria (2028)	0.2
Algeria (2029)	0.2
Algeria (2030)	0.2
Algeria (2031)	0.2
Algeria (2032)	0.2
Algeria (2033)	0.2
Algeria (2034)	0.2
Algeria (2035)	0.2
Algeria (2036)	0.2
Algeria (2037)	0.2
Algeria (2038)	0.2
Algeria (2039)	0.2
Algeria (2040)	0.2
Algeria (2041)	0.2
Algeria (2042)	0.2
Algeria (2043)	0.2
Algeria (2044)	0.2
Algeria (2045)	0.2
Algeria (2046)	0.2
Algeria (2047)	0.2
Algeria (2048)	0.2
Algeria (2049)	0.2
Algeria (2050)	0.2
Algeria (2051)	0.2
Algeria (2052)	0.2
Algeria (2053)	0.2
Algeria (2054)	0.2
Algeria (2055)	0.2
Algeria (2056)	0.2
Algeria (2057)	0.2
Algeria (2058)	0.2
Algeria (2059)	0.2
Algeria (2060)	0.2
Algeria (2061)	0.2
Algeria (2062)	0.2
Algeria (2063)	0.2
Algeria (2064)	0.2
Algeria (2065)	0.2
Algeria (2066)	0.2
Algeria (2067)	0.2
Algeria (2068)	0.2
Algeria (2069)	0.2
Algeria (2070)	0.2
Algeria (2071)	0.2
Algeria (2072)	0.2
Algeria (2073)	0.2
Algeria (2074)	0.2
Algeria (2075)	0.2
Algeria (2076)	0.2
Algeria (2077)	0.2
Algeria (2078)	0.2
Algeria (2079)	0.2
Algeria (2080)	0.2
Algeria (2081)	0.2
Algeria (2082)	0.2
Algeria (2083)	0.2
Algeria (2084)	0.2
Algeria (2085)	0.2
Algeria (2086)	0.2
Algeria (2087)	0.2
Algeria (2088)	0.2
Algeria (2089)	0.2
Algeria (2090)	0.2
Algeria (2091)	0.2
Algeria (2092)	0.2
Algeria (2093)	0.2
Algeria (2094)	0.2
Algeria (2095)	0.2
Algeria (2096)	0.2
Algeria (2097)	0.2
Algeria (2098)	0.2
Algeria (2099)	0.2
Algeria (2100)	0.2

### INTANGIBLE HERITAGE

61 heritage items from 36 OIC member countries have been inscribed in the intangible heritage lists of UNESCO since 2008. Read more >>>

### Did You Know?

From the number of students from abroad studying in a given country, as a percentage of the total tertiary enrollment in that country:

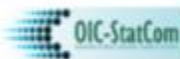
- Qatar has the highest outbound mobility rate after 1999, the inbound mobility rate is 2.7%, which is higher than the world average, 2.2%.
- Qatar tertiary school students are coming from abroad for the 121 countries all over the world. Niger, Mali, Maldives, Gabon and Guinea.
- Among the developed countries, 5.8% in 11 of them, namely UAE, Qatar, Oman, Saudi Arabia, Malaysia, Singapore, and Brunei Darussalam, have the highest outbound mobility rates as high as 10%.
- Among the developing countries, Lebanon (15.3%) has the highest outbound mobility rate where more than one tenth of tertiary enrollment is from abroad.
- 15 member countries have inbound mobility rates below 1%.

©SESRIC 2012

# DID YOU KNOW (DYK) MODULE



# STATISTICAL PUBLICATIONS



## Fourth Session of OIC Statistical Commission (OIC-StatCom)

SESRIC and the Islamic Development Bank (IDB) co-organised the Fourth Session of OIC-StatCom in April 2014, at SESRIC Headquarters, Ankara, Turkey. The OIC-StatCom meeting has been organised since 2011 annually in which SESRIC acts as the Secretariat of the Commission.



## Statistical Capacity Building (StatCaB) Programme

The StatCaB Programme has been initiated in early 2007. It is a long-term training programme and large capacity development project. In 2014, SESRIC organised 32 StatCaB training programmes and 1 study visit for the benefit of 22 OIC Member Countries.



## Expert Group Meetings (EGMs) on Enhancing National Capacities of OIC Member Countries in Poverty Statistics

Two EGMs on Enhancing National Capacities of OIC Member Countries in Poverty Statistics have been organised by SESRIC within the framework of SESRIC poverty project carried under the support of Project Cycle Management (PCM) Programme of the OIC Standing Committee for Economic and Commercial Cooperation (COMCEC).



## Regional Workshop on 'Integrating a Gender Perspective in the Production of Statistics'


## SESRIC STATISTICAL NEWSLETTER

- ✓ Main activities under OIC-StatCom
- ✓ Selected capacity building programmes.
- ✓ International organisations/workshops/conferences participated by SESRIC.





Virtual Statistical Learning System: E-StatCab



Raising Statistical Awareness for Media Workers  
(Pilot Project: Sudan Evidence Base Programme)



Development of Communication Toolkit for  
NSOs



Publication of Academic Statistical Journal



Development of Quality Assurance Framework

 **THANK YOU**



## **Statistical, Economic and Social Research and Training Centre for Islamic Countries**

**[www.sesric.org](http://www.sesric.org)**

**Twitter:**

**[www.oicstatcom.org](http://www.oicstatcom.org)**

**@oicstatcom**

**[www.oicvet.org](http://www.oicvet.org)**

**@sesric**