



**62nd ISI WORLD
STATISTICS
CONGRESS 2019**

18 – 23 August 2019, Kuala Lumpur

Come | Connect | Create

STS 479 Prioritisation of SDGs and Efforts of SESRIC to Support Statistical Modernisation in OIC Member Countries

**Nebil DABUR
SESRIC**

19th August 2019, 10.30 am – 12.30 pm



OUTLINE

1

**SESRIC Tendency Survey on the SDGs
Priorities of OIC MCs**

2

**Efforts of SESRIC in Contributing to the
Modernisation of NSOs of OIC MCs**



SESRIC TENDENCY SURVEY

To identify the prioritisation of SDGs by OIC MCs, we designed a survey form with **4 parts**:



Introduction: Purpose, Contact Details



Part A: Prioritisation, Achievement Levels, and Challenges



Part B: Commitments, Cooperation Linkages, and Needs/Capacities



Annex: SDGs, Targets, and Indicators



METHODOLOGY: PRIORITIZATION CRITERIA

• 5 Levels of Priority

- High (H=4); Medium (M=3); Low (L=2); None (N=1); Irrelevant (I=0)

• Qualified Majority Threshold

- $QMT_{SDGx} = (TR_{SDGx} / 2) + 1$
- Ex: $QMT_{SDG1} = (28 / 2) + 1 = 15$

• Compare H with QMT

- If $H_{SDGx} \geq QMT_{SDGx}$, Priority
- If $H_{SDGx} < QMT_{SDGx}$, Not Priority
- Ex: (SDG1) $21 \geq 15$, Priority
- Ex: (SDG6) $13 < 14$, Not Priority

Rank	SDG	Priority Levels (PL)					Total Responses (TR)	No Response	Qualified Majority Threshold (QMT)	Is "H" Equal to or Above QMT?
		H	M	L	N	I				
1	SDG 1	21	2	3	1	1	28	8	15	Y
2	SDG 3	19	4	2	1	0	26	10	14	Y
3	SDG 2	18	4	3	1	1	27	9	14.5	Y
4	SDG 4	16	4	5	1	0	26	10	14	Y
5	SDG 5	16	3	5	2	0	26	10	14	Y
6	SDG 8	15	4	6	1	0	26	10	14	Y
7	SDG 9	15	3	7	1	0	26	10	14	Y
8	SDG 13	14	4	4	2	2	26	10	14	Y

9	SDG 6	13	6	6	1	0	26	10	14	N
10	SDG 7	13	5	6	1	1	26	10	14	N
11	SDG 10	13	4	6	2	1	26	10	14	N
12	SDG 16	12	9	3	2	0	26	10	14	N
13	SDG 17	12	3	3	3	4	25	11	13.5	N
14	SDG 15	11	7	6	2	0	26	10	14	N
15	SDG 11	10	9	6	1	0	26	10	14	N
16	SDG 12	8	7	8	2	1	26	10	14	N
17	SDG 14	8	4	5	2	4	23	13	12.5	N




METHODOLOGY: SDGs DATA AVAILABILITY

To better depict situation in SDGs data availability (Question B6), we used the UNESCAP methodology based on **4 criteria**



Trend OK



Status OK



Status LIMITED



No DATA



RESULTS: SDGs PRIORITISATION AT OIC LEVEL

Based on our analysis, we found out that **8 SDGs** emerge as “**High Priority**” at the OIC level





RESULTS: CHALLENGES

Challenges in achievement of SDGs as indicated by MCs

- 1 Shortage of financial resources
- 2 Lack of data sources and IT means
- 3 Limited HR capacity & methodological know-how
- 4 Missing political support and coordination
- 5 Insufficient laws, regulations, policies



RESULTS: NATIONAL COMMITMENTS

Number of MCs that said a national commitment exists for SDGs in their development plans





RESULTS: AGENCIES RESPONSIBLE FOR SDGs

Ministries of Development and other related line ministries are in general responsible for SDGs coordination, monitoring, and reporting.

NSOs also play an important role in some MCs

As Coordinating Agency

NSOs

6 out of 29



As Monitoring Agency

NSOs

9 out of 27



As Reporting Agency

NSOs

10 out of 29



RESULTS: SDGs DATA AVAILABILITY

In March 2019,
data availability on
the 8 prioritised
SDGs was as
follows:



TREND ANALYSIS

- Possible for 47 indicators out of 116



SDG 3 and 9

- Trend OK for 50% of indicators



SDG 1, 2, and 8

- Trend OK for only 35-45% of indicators



NO DATA

- No data on 30 indicators, SDG 5&13 risky



RESULTS: COOPERATION LINKAGES

15 MCs confirmed they have ongoing cooperation on all SDGs with the following agencies:





RESULTS: SDGs CAPACITY BUILDING NEEDS





SESRIC CONTRIBUTION TO MCs EFFORTS

How does SESRIC contribute to the efforts of OIC MCs towards Statistical Modernisation






SESRIC CONTRIBUTION TO MCs EFFORTS

South-South & Triangular Cooperation is critical to achieve the SDGs. SESRIC supports the establishment of cooperation linkages among the NSOs of OIC MCs through:



StatCaB



Engagement with Statistical Community — OIC StatCom

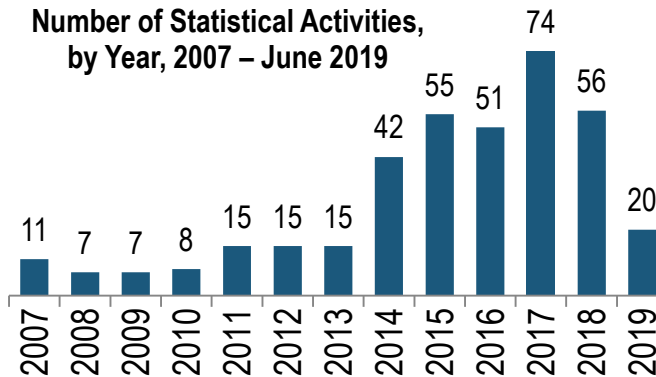


SESRIC CONTRIBUTION TO MCs EFFORTS

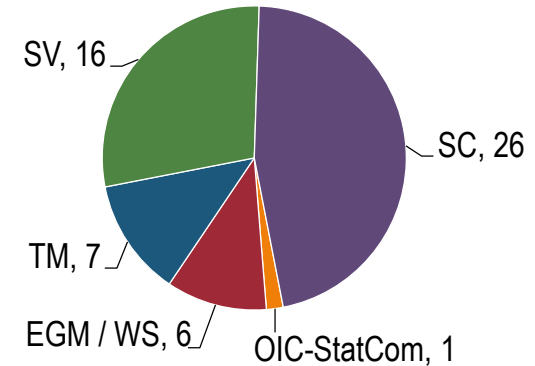


OIC Statistical Capacity Building (StatCaB) Programme

- South-South cooperation for statistical capacity development since 2007
- Identifying needs & capacities through biennial questionnaire
- Matching of countries for statistical courses (SC), technical missions (TM), and study visits (SV)



Distribution of Statistical Activities, by Type, 2018




376

statistical activities since 2007

Section on needs and capacities in the new StatCaB questionnaire concerning Tier I / II SDGs indicators



SESRIC CONTRIBUTION TO MCs EFFORTS



Engagement with Statistical Community

Cooperation with other regional and international organisation concerning SDGs

Coverage of SDGs related themes in OIC-StatCom since 2013

Signing MoUs to collaborate with relevant regional and international agencies to better cater the technical needs of OIC MCs in measuring SDGs progress



SESRIC CONTRIBUTION TO MCs EFFORTS

To achieve SDGs,
OIC countries
need to address
issues on:

MOVING FROM MDGs TO SDGs
PROSPECTS AND CHALLENGES FOR
OIC MEMBER COUNTRIES



ORGANISATION OF ISLAMIC COOPERATION
STATISTICAL ECONOMIC AND SOCIAL RESEARCH
AND TRAINING CENTRE FOR ISLAMIC COUNTRIES





THANK YOU