

## 8<sup>th</sup> Session of OIC-StatCom

23 – 24 October 2019, Ankara-Turkey

### Session on “Implemented and Planned Activities of OIC-StatCom”

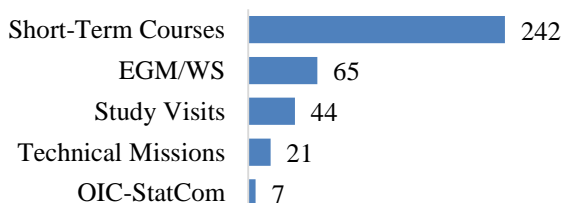
## Progress Report on “OIC Statistical Capacity Building (StatCaB) Programme”

### 1 Completed Activities

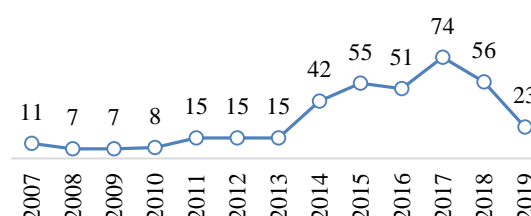
The Secretariat of the OIC Statistical Commission (OIC-StatCom) gives special attention to facilitate the flow of statistical and professional know-how among the National Statistical Systems (NSSs) of OIC countries. The OIC Statistical Capacity Building (StatCaB) Programme aims to identify and implement statistical skills improvement activities by matching the capacities and needs of the National Statistical Offices (NSOs) of the OIC countries based on the responses provided to the biannual survey. The most recent survey titled “*OIC Statistical Capacity Building Programme (StatCaB) Questionnaire for the Biennium 2020-2021*” was circulated in January 2019. As per the resolutions of the 34<sup>th</sup> Session of the COMCEC in 2018, the Secretariat added a section in the questionnaire to identify the needs and capacities of OIC countries regarding the production of SDG indicators with Tier I and II status. In this connection, the Survey was not only circulated to the NSOs but other pertinent constituents of the NSSs through the diplomatic missions of OIC countries. So far, the Secretariat has received questionnaire responses from 24 NSOs<sup>1</sup>, 8 ministries (Benin and Turkey), 2 public agencies (Benin and Djibouti), and 2 central banks (Nigeria and Turkey) of OIC countries.

Between 2007 and 2019, the Secretariat organized **379 statistical activities** including **307 StatCaB programmes** (i.e., **242 short-term statistics courses**, **44 study visits** and **21 technical missions**), **65 expert group meetings/workshops** and **7 OIC Statistical Commission sessions** with the participation of experts from both the NSOs and other constituents of the NSSs of OIC countries.

**Number of Statistical Activities, by Type, 2007-October 2019**



**Number of Statistical Activities, by Year, 2007-October 2019**



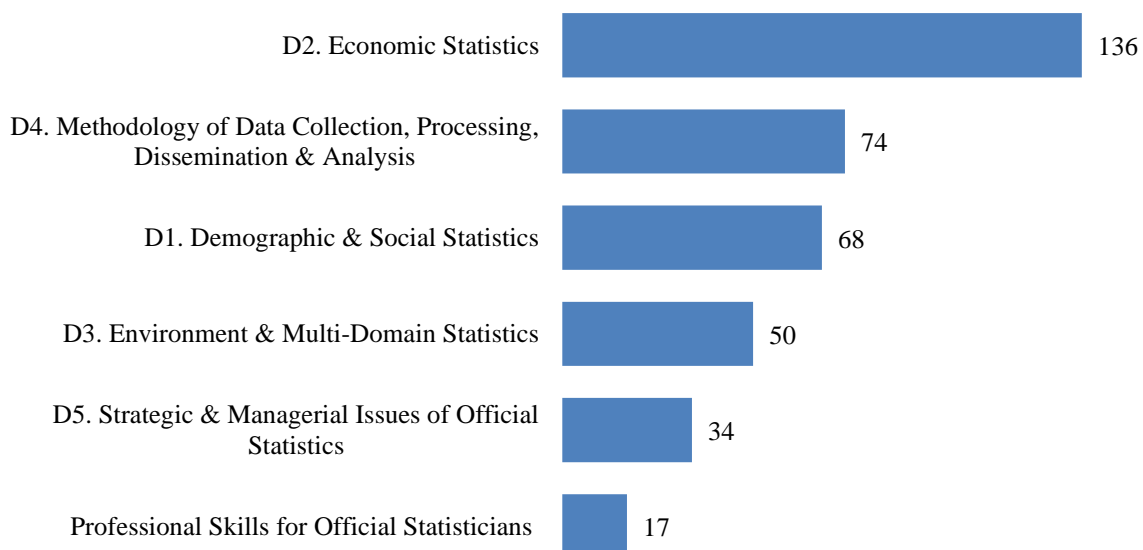
<sup>1</sup> 32 NSOs of OIC countries (Afghanistan, Albania, Algeria, Bahrain, Cameroon, Chad, Comoros, Djibouti, Gabon, Gambia, Guinea-Bissau, Guyana, Kazakhstan, Kyrgyzstan, Lebanon, Libya, Mali, Mauritania, Morocco, Mozambique, Niger, Oman, Senegal, Sierra Leone, Somalia, Sudan, Tajikistan, Togo, Tunisia, Turkmenistan, Uzbekistan, and Yemen) have not yet communicated their survey responses. To increase the response rate, the Secretariat sends regular reminders to these OIC countries.

50 OIC countries and 1 regional organisation benefitted from the **307 short-term statistical courses, technical missions, and study visits** between 2007 and October 2019. From a beneficiary perspective; Azerbaijan (22), Sudan (13), Kazakhstan (12), Bangladesh (11), Benin, (11), Brunei (11), Malaysia (11), Qatar (11), Saudi Arabia (11) and Kuwait (10) are the top 10 countries benefitted from the activities conducted under the OIC StatCaB Programme since 2007. Also, in 2018-2019, the first-ever statistical activities in the forms of short-term courses facilitated by SESRIC were benefitted by 2 OIC countries (*Mozambique* and *Turkey*).

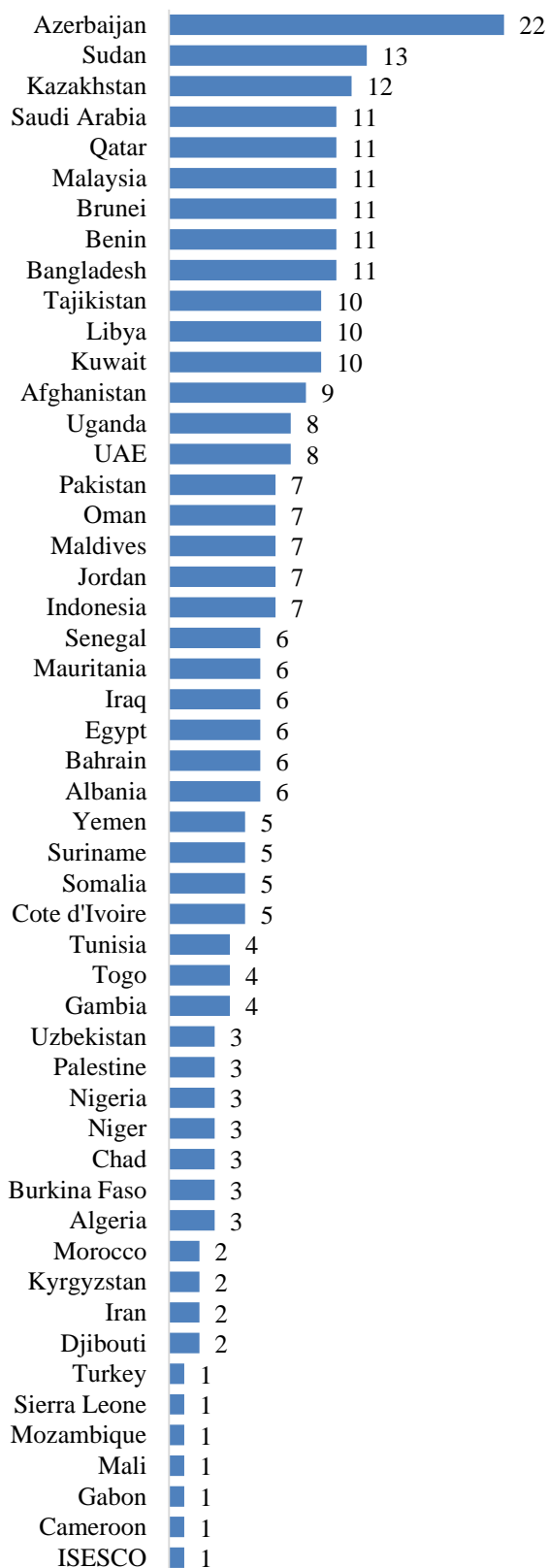
The StatCaB activities facilitated by SESRIC could not have been realized without the generous support of 26 OIC countries and 2 organisations since 2007. The top 10 countries contributed to the activities conducted under the StatCaB Programme since 2007 are Turkey (69), Egypt (31), Indonesia (31), Malaysia (29), Jordan (21), Cote d'Ivoire (14), Tunisia (14), Azerbaijan (13), Morocco (12) and Uganda (12).

Analysing the breakdown of the 379 statistical activities conducted between 2007 and October 2019 by statistical domain as defined in the Classification of Statistical Activities (CSA – Revision I, October 2009), 136 (36%) of activities are related to Economic Statistics while 74 (20%) of them are on Methodology of Data Collection, Processing, Dissemination and Analysis. Demographic and Social Statistics is the third domain with 68 activities accounting for 18% of all activities. Environment and Multi-Domain Statistics is another domain where 50 (13%) activities were conducted. Related to the managerial side of official statistics, 51 activities were realised of which 34 (9%) of them were on Strategic and Managerial Issues of Official Statistics and 17 of them (4%) were under the Professional Skills for Official Statisticians category.

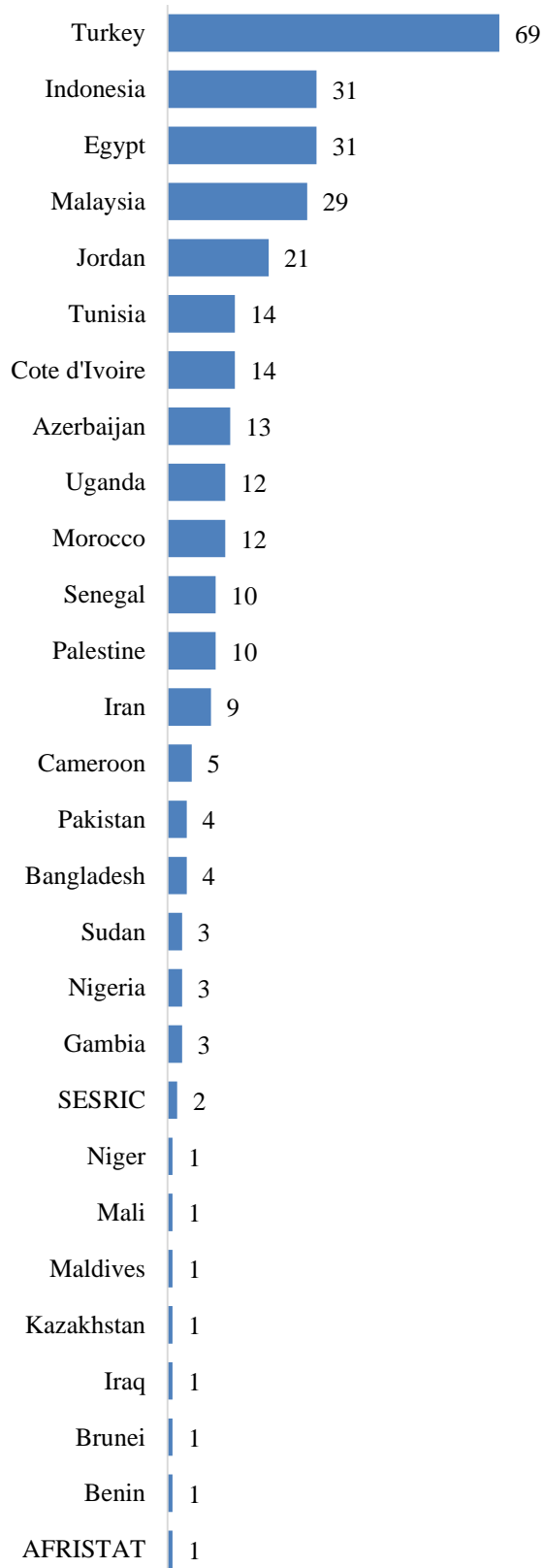
### Number of Statistical Activities Conducted, by Statistical Domain, 2007-October 2019



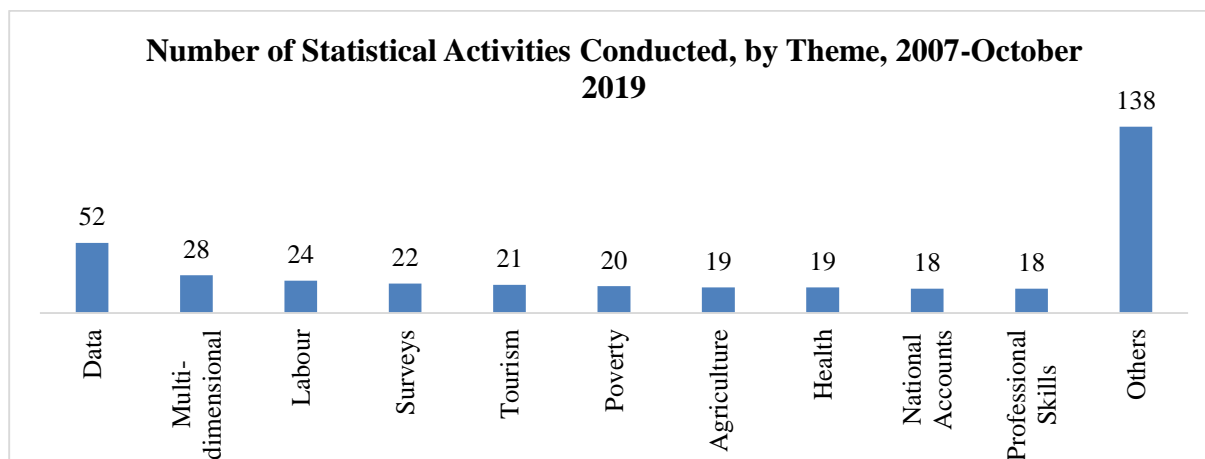
## Number of StatCaB Activities Benefitted, by Beneficiary, 2007-October 2019



## Number of StatCaB Activities Provided, by Provider, 2007-October 2019



The breakdown of the 379 statistical activities conducted between 2007 and October 2019 by broader themes shows that 52 data related activities (14%) come first and followed by 28 multi-dimensional statistical activities (7%), 24 labour statistics (6%), 22 activities related to surveys (6%), 21 tourism statistics (6%), 20 poverty statistics (5%), 19 agriculture statistics (5%), 19 health statistics (5%), 18 national accounts (5%) and 18 professional skills (5%).



During the period between May 2018-October 2019, **62 statistical activities** were conducted by the Secretariat. Of those, 26 were short-term statistics courses, 17 were study visits, 8 were technical missions, 10 were international workshops, and 1 session of OIC-StatCom. Around 1,100 participants from 45 OIC countries and 9 international organisations benefitted from/participated in the statistical activities provided by 15 OIC countries and 9 international organisations.

**Table 1. List of OIC Countries and International Organisations that Benefitted from/Participated in SESRIC Statistical Activities (May 2018 – October 2019)**

Albania	Indonesia	Nigeria	UAE
Azerbaijan	Iran	Oman	Uganda
Bangladesh	Iraq	Pakistan	Uzbekistan
Benin	Jordan	Palestine	AFRISTAT
Brunei	Kazakhstan	Qatar	AITRS
Burkina Faso	Kuwait	Saudi Arabia	GCC-STAT
Cameroon	Libya	Senegal	IsDB
Chad	Malaysia	Somalia	IOM
Cote d'Ivoire	Maldives	Sudan	PARIS21
Egypt	Mali	Suriname	UNFPA
Gabon	Mauritania	Tajikistan	UNHCR
Gambia	Morocco	Togo	UNSD
Guinea	Mozambique	Tunisia	
Guyana	Niger	Turkey	

**Table 2. List of OIC Countries and International Organisations that Contributed to the SESRIC Statistical Activities (May 2018 – October 2019)**

Azerbaijan	Jordan	Tunisia	IsDB
Bangladesh	Kazakhstan	Turkey	ILO
Cote d'Ivoire	Malaysia	Uganda	UAE
Egypt	Maldives	CDC	UNESCWA
Gambia	Niger	CDC Foundation	UNHCR
Indonesia	Palestine	Eurostat	UNSD

## 2 Way Forward

Based on the interactions with the NSOs of the OIC countries, the following are planned for the upcoming period. In this respect, the Secretariat will

- Continue to upload the received StatCaB materials to the SESRIC e-Learning Platform (<http://www.oicstatcom.org/study-materials.php>).
- Plan the StatCaB activities for the biennium 2020-2021 by prioritising the 6 strategic areas of the COMCEC and 8 prioritised SDGs as per the resolutions of the 34<sup>th</sup> Session of COMCEC;
- Encourage those OIC countries (that have not yet contributed to the StatCaB Programme) to provide experts for conducting statistical activities in other beneficiary OIC countries;
- Bring about more synergies in statistical capacity development with the regional agencies for the benefit of the OIC countries.