

# ACADEMIC RANKINGS OF UNIVERSITIES IN THE OIC COUNTRIES

## **A Preliminary Report**

Statistical, Economic and Social Research and Training  
Centre for Islamic Countries (SESRTCIC)

Organization of the Islamic Conference



# ACADEMIC RANKINGS OF UNIVERSITIES IN THE OIC COUNTRIES

**Statistical, Economic and Social Research and Training Centre  
for Islamic Countries**

**(SESRTCIC / ANKARA CENTRE)**

Attar Sokak No. 4, 06700 G.O.P., Ankara, Turkey  
Tel. (90-312) 468 61 72-76, Fax. (90-312) 467 34 58  
E-mail: [oicankara@sesrtcic.org](mailto:oicankara@sesrtcic.org), Home page: [www.sesrtcic.org](http://www.sesrtcic.org)

# Academic Rankings of Universities in the OIC Countries



**April 2007**



# Aims of Ranking

- ◆ Assessing OIC universities among themselves;
- ◆ Assessing the gap between OIC universities and world-class universities;
- ◆ Increasing competitiveness among OIC universities;
- ◆ Assessing academic excellence of each university;
- ◆ Helping determine best practices;
- ◆ Giving impetus to science and research policy in national settings;
- ◆ Contributing to the intensification of scientific relations and wider-reaching networking of national and international research.

# Need for Ranking



- ◆ Ranking lists have for some time been in great demand all over the world. Recently, the concept of ranking has gained more prominence.
- ◆ Therefore, new efforts to rank excellence are continually coming to the market, and are likely to increase in number and use in the foreseeable future.
- ◆ Given the fact that there are only a few universities in the OIC region ranked in the top 500 world class universities in the last decade, there is a need to improve the current situation in this respect.

# Ranking as a Method for Identification of Excellence



- ◆ The core of ranking is establishing comparability among institutions.
- ◆ Comparability is based on methods and techniques which are intended to identify the best research institutions in their overall performance and respective fields, using objective and transparent data.

# Ranking as a Matter of Competition



- ◆ Competition is the rationale underlying ranking efforts. In fact, competition has been a characteristic element in science and humanities for centuries, both for those directly involved in research and for their institutions.
- ◆ Ranking has taken on new forms in the last few decades, and in this process, has also been increasingly used as a new dimension of measuring quality in the higher education sector.

# Ranking At International Scale



- ◆ Since research does not stop at national boundaries, internationality is an integral element of research. Hence, we should try to convert this international aspect into a “measurable quantity” in order to say something meaningful about the prime parameter “excellence.”



# Competitive Strategy for Excellence



- ◆ Institutions need to watch their competitors in;
  - managing their activities,
  - positioning themselves in the higher education sector,
  - prioritizing where to focus,
  - building competences for future, and
  - allocating resources.
  
- ◆ Ranking requires universities to develop competitive strategies to gain and sustain competitive advantage in the higher education sector.

# Ranking of Universities

## Coverage and Data



# Essence of the Study



- ◆ This study is a preliminary step in the development of an eventual multi-dimensional index for ranking of universities in the OIC member countries.
- ◆ It covers only research based indicators. Therefore, the results are characterized merely by research performance of the universities.
- ◆ With the submission of data by the OIC universities on the indicators included in the final document on the ranking methodology, a complete and comprehensive ranking will be available.

# Coverage



- ◆ Universities in OIC member countries;
- ◆ Those published articles in the period 2001-2006 in journals covered by the Institute for Scientific Information (ISI) in:
  - Science Citations Index (SCI),
  - Science Citations Index Expanded (SCI-EXPANDED), and
  - Social Science Citation Index (SSCI)

# Coverage



- ◆ **49 of 57 member countries;**
  - Data for Afghanistan, Comoros, Djibouti, Guinea, Guinea Bissau, Ivory Coast, Maldives, and Niger were not available. Either there was:
    - No information for universities, or
    - No articles matching the criteria.
- ◆ **322 of 1460 universities** for single-factor ranking.
- ◆ **84 of 322 universities** for ranking by the composite index.
  - Number of faculty members were not available for the rest.

# Data



- ◆ ISI Web of Knowledge
  - Number of articles
  - Number of citations

} By universities  
} By countries
- ◆ SESRTCIC
  - Web Search
    - List of universities by country
    - Number of faculty members
  - Any other data is from the database of the Centre or our calculations.

# Characteristics of Data



- ◆ Internationally comparable data
- ◆ Objective quantitative criteria
- ◆ Open to verification

# Ranking of Universities

## General Statistics





# OIC and the World



<b>Total Number of Universities</b>	<b>#</b>	<b>Source</b>
World	9760	UNESCO
OIC	1460	UNESCO

**Share of Articles by University in Total OIC and within Country (2004-2006)**  
**(Top 20 Universities) (%)**

University	Country	Share in Total Articles Published by Universities		Share in Total Articles Published by All Institutions in the Country (%)	
		In Total OIC	Within Country	In Total OIC	Within Country
Hacettepe Univ	Turkey	<b>3.372</b>	6.64	2.738	7.23
Istanbul Univ	Turkey	<b>3.050</b>	6.01	2.477	6.54
Ankara Univ	Turkey	<b>2.635</b>	5.19	2.139	5.65
Gazi Univ	Turkey	<b>2.197</b>	4.33	1.784	4.71
Middle E Tech Univ	Turkey	<b>2.176</b>	4.29	1.767	4.67
Ege Univ	Turkey	<b>1.923</b>	3.79	1.561	4.12
Univ Tehran	Iran	<b>1.796</b>	13.40	1.458	11.45
Istanbul Tech Univ	Turkey	<b>1.762</b>	3.47	1.431	3.78
Cairo Univ	Egypt	<b>1.712</b>	20.86	1.390	17.53
Ataturk Univ	Turkey	<b>1.610</b>	3.17	1.307	3.45
Dokuz Eylul Univ	Turkey	<b>1.526</b>	3.01	1.239	3.27
Firat Univ	Turkey	<b>1.403</b>	2.76	1.139	3.01
Kuwait Univ	Kuwait	<b>1.339</b>	100.00	1.087	74.21
Ondokuz Mayıs Univ	Turkey	<b>1.339</b>	2.64	1.087	2.87
Erciyes Univ	Turkey	<b>1.332</b>	2.62	1.081	2.86
Univ Malaya	Malaysia	<b>1.314</b>	30.83	1.067	24.50
Sharif Univ Technol	Iran	<b>1.278</b>	9.54	1.038	8.15
Cukurova Univ	Turkey	<b>1.278</b>	2.52	1.038	2.74
Selcuk Univ	Turkey	<b>1.222</b>	2.41	0.993	2.62
Tarbiat Modares Univ	Iran	<b>1.217</b>	9.08	0.988	7.76



## Articles per University and Citations per Article by Country (2004-2006) I

Country	Total Number of Articles Published by Universities	Articles per Publishing University	Total Citations Received	Citations Per Article
Kuwait	1151	<b>1151.0</b>	1147	1.00
Turkey	43630	<b>623.3</b>	43391	0.99
Oman	568	<b>568.0</b>	414	0.73
Iran	11520	<b>480.0</b>	11493	1.00
Egypt	7056	<b>470.4</b>	7302	1.03
Malaysia	3665	<b>407.2</b>	4075	1.11
Saudi Arabia	2315	<b>385.8</b>	1646	0.71
Lebanon	906	<b>302.0</b>	1081	1.19
Jordan	1705	<b>284.2</b>	1223	0.72
Pakistan	1903	<b>271.9</b>	1968	1.03
Nigeria	1283	<b>256.6</b>	920	0.72
Benin	243	<b>243.0</b>	187	0.77
Tunisia	1490	<b>165.6</b>	902	0.61
Cameroon	731	<b>146.2</b>	747	1.02
Qatar	140	<b>140.0</b>	121	0.86
Uganda	415	<b>138.3</b>	961	2.32
Morocco	807	<b>115.3</b>	699	0.87
Bahrain	227	<b>113.5</b>	128	0.56
UAE	1194	<b>108.5</b>	1275	1.07
Burkina Faso	99	<b>99.0</b>	138	1.39
Algeria	1682	<b>93.4</b>	1142	0.68
Senegal	181	<b>90.5</b>	204	1.13
Bangladesh	791	<b>87.9</b>	719	0.91
Mozambique	75	<b>75.0</b>	218	2.91
Kazakhstan	75	<b>75.0</b>	80	1.07
Brunei	66	<b>66.0</b>	50	0.76
<b>OIC Total</b>	<b>85974</b>	<b>276.4</b>	<b>84497</b>	<b>0.98</b>



## Articles per University and Citations per Article by Country (2004-2006) II

Country	Total Number of Articles Published by Universities	Articles per Publishing University	Total Citations Received	Citations Per Article
Indonesia	495	<b>49.5</b>	841	1.70
Togo	48	<b>48.0</b>	23	0.48
Azerbaijan	191	<b>47.8</b>	161	0.84
Iraq	147	<b>36.8</b>	126	0.86
Libya	69	<b>34.5</b>	29	0.42
Mauritania	25	<b>25.0</b>	28	1.12
Palestine	73	<b>24.3</b>	55	0.75
Chad	23	<b>23.0</b>	41	1.78
Guyana	21	<b>21.0</b>	9	0.43
Syria	112	<b>18.7</b>	101	0.90
Sudan	252	<b>18.0</b>	305	1.21
Uzbekistan	311	<b>16.4</b>	312	1.00
Mali	16	<b>16.0</b>	37	2.31
Yemen	121	<b>15.1</b>	61	0.50
Albania	30	<b>15.0</b>	75	2.50
Kyrgyzstan	13	<b>13.0</b>	1	0.08
Tajikistan	77	<b>12.8</b>	29	0.38
Gabon	9	<b>9.0</b>	6	0.67
Sirra Leone	6	<b>6.0</b>	1	0.17
Suriname	4	<b>4.0</b>	6	1.50
Turkmenistan	8	<b>4.0</b>	10	1.25
Gambia	3	<b>3.0</b>	7	2.33
Somalia	2	<b>1.0</b>	2	1.00
<b>OIC Total</b>	<b>85974</b>	<b>276.4</b>	<b>84497</b>	<b>0.98</b>



# Rankings of Universities

## Single-Factor Ranking of Universities



# Methodology



## ◆ Single-Factor Ranking

- Ranking by Number of Articles
  - Universities are ranked with respect to the number of articles they published in 2004-2006.

**Overall Ranking of Universities by Number of Articles  
(2004-2006) (Top 20 Universities)**

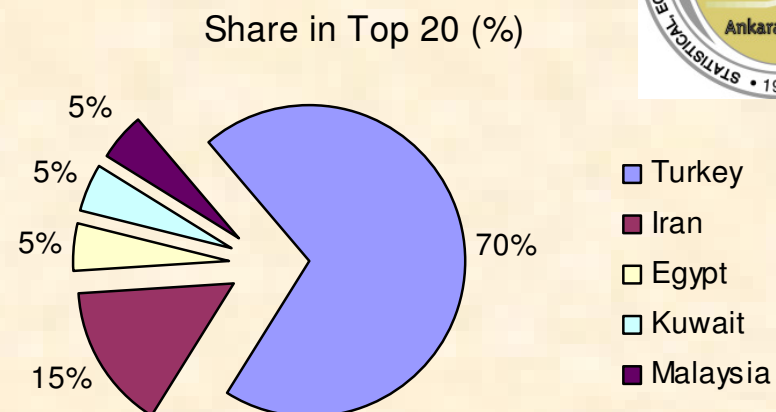
University	Country	Number of Articles (NoA)	Rank by NoA
Hacettepe Univ	Turkey	2899	1
Istanbul Univ	Turkey	2622	2
Ankara Univ	Turkey	2265	3
Gazi Univ	Turkey	1889	4
Middle E Tech Univ	Turkey	1871	5
Ege Univ	Turkey	1653	6
Univ Tehran	Iran	1544	7
Istanbul Tech Univ	Turkey	1515	8
Cairo Univ	Egypt	1472	9
Ataturk Univ	Turkey	1384	10
Dokuz Eylul Univ	Turkey	1312	11
Firat Univ	Turkey	1206	12
Kuwait Univ	Kuwait	1151	13
Ondokuz Mayıs Univ	Turkey	1151	13
Erciyes Univ	Turkey	1145	15
Univ Malaya	Malaysia	1130	16
Cukurova Univ	Turkey	1099	17
Sharif Univ Technol	Iran	1099	17
Selcuk Univ	Turkey	1051	19
Tarbiat Modares Univ	Iran	1046	20



## Distribution of Top 20 Universities by Country (By NoA)

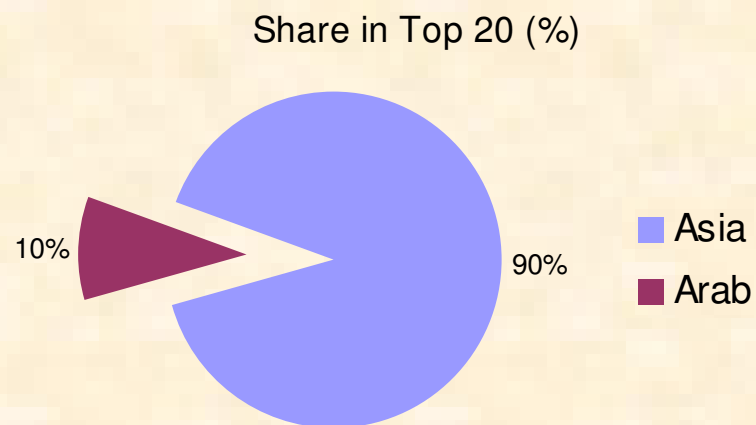


Country	Number of Universities in Top 20	Share in Top 20 (%)
Turkey	14	70
Iran	3	15
Egypt	1	5
Kuwait	1	5
Malaysia	1	5



## Regional Distribution of Top 20 Universities (By NoA)

Region	Number of Universities in Top 20	Share in Top 20 (%)
Asia	18	90
Arab	2	10





## National Ranking of Universities by Number of Articles: First-Comers\*

Country	University	Rank in Total	Country	University	Rank in Total
Albania	Univ Tirana	1 in 2	Mauritania	Univ Nouakchott	1 in 1
Algeria	USTHB	1 in 18	Morocco	Cadi Ayyad Univ	1 in 7
Azerbaijan	Baku State Univ	1 in 4	Mozambique	Eduardo Mondlane Univ	1 in 1
Bahrain	Univ Bahrain	1 in 2	Nigeria	Univ Ibadan	1 in 5
Bangladesh	Univ Dhaka	1 in 9	Oman	Sultan Qaboos Univ	1 in 1
Benin	Abomey-Calavi Univ	1 in 1	Pakistan	Quaid-e-Azam Univ	1 in 7
Brunei	Univ Brunei	1 in 1	Palestine	Al Azhar Univ	1 in 3
Burkina Faso	Univ Ouagadougou	1 in 1	Qatar	Univ Qatar	1 in 1
Cameroon	Univ Yaoundé	1 in 5	Saudi Arabia	King Fahd Univ Petrol & Minerals	1 in 6
Chad	Univ N'Djamena	1 in 1	Senegal	Univ Cheikh Anta Diop	1 in 2
Egypt	Cairo Univ	1 in 15	Sirra Leone	Univ Sierra Leone	1 in 1
Gabon	Univ Sci and Tech Masuku	1 in 1	Somalia	Somali Natl Univ	1 in 2
Gambia	Univ Gambia	1 in 1		Amoud Univ	
Guyana	Univ Guyana	1 in 1	Sudan	Univ Khartoum	1 in 14
Indonesia	Indonesia Univ	1 in 10	Suriname	Anton de Konm Univ Suriname	1 in 1
Iran	Univ Tehran	1 in 24	Syria	Univ Aleppo	1 in 6
Iraq	Univ Baghdad	1 in 4	Tajikistan	Acad Sci Tajikistan	1 in 6
Jordan	Jordan Univ Sci & Technol	1 in 6	Togo	Univ Lome	1 in 1
Kazakhstan	Al Farabi Kazakh Natl Univ	1 in 1	Tunisia	Univ Monastir	1 in 10
Kuwait	Kuwait Univ	1 in 1	Turkey	Hacettepe Univ	1 in 71
Kyrgyzstan	Kyrgyz-Russian Slavic Univ	1 in 1	Turkmenistan	Int Turkmen Turkish Univ	1 in 3
Lebanon	American Univ Beirut	1 in 3	UAE	United Arab Emirates Univ	1 in 11
Libya	Al-Fateh Univ	1 in 2	Uganda	Makerere Univ	1 in 4
Malaysia	Univ Malaya	1 in 9	Uzbekistan	Natl Univ Uzbekistan	1 in 26
Mali	Univ Mali	1 in 1	Yemen	Sanaa Univ	1 in 8



\* See Appendix 1 for the complete list of national rankings.

# Rankings of Universities

## Ranking by Composite Index



# Methodology



## ♦ Ranking by Composite Index (CI)

### ■ Indicators:

	<u>Weight in the Index (%)</u>
● Research Quality (A1)	35
♦ Measures the quality of the performed research.	
● Research Performance (A2)	35
♦ Measures the research performance of faculty members.	
● Research Volume (A3)	18
♦ Measures the volume of research production of faculty members.	
● Rate of Growth for Research Quality (A4)	12
♦ Measures the progress shown relative to the entire OIC in a 3-year period with respect to the quality of the performed research (A1).	



# Measuring the Composite Index (CI)

- ◆  $CI = \sum_{\text{Indicators}} (\text{Weight of the indicator}) \times (\text{Score of the indicator})$

$$\text{Score of the indicator} = 100 \times \frac{\text{Value of the indicator}}{\text{Highest value of the indicator}}$$

$$\text{Value of the indicator A1} = \frac{\text{Number of citations received in 2004 - 2006 by articles published in 2004}}{\text{Number of articles published in 2004}}$$

$$\text{Value of the indicator A2} = \frac{\text{Number of published articles in 2004 - 2006}}{\text{Average number of faculty members in 2004 - 2006}}$$

$$\text{Value of the indicator A3} = (\text{Number of published articles in 2004-2006})$$

# Measuring the Composite Index (CI)



$$\text{Value of the indicator A4} = \frac{\left( \frac{\text{Value of A1 for the university for the year 2007}}{\text{Value of A1 for the entire OIC for the year 2007}} \right)}{\left( \frac{\text{Value of A1 for the university for the year 2004}}{\text{Value of A1 for the entire OIC for the year 2004}} \right)} - 1$$

$$= \frac{\left( \frac{\text{Number of citations received in 2004 - 2006 by articles published by the university in 2004}}{\text{Number of citations received in 2004 - 2006 by articles published by all universities in 2004}} \right) \times \left( \frac{\text{Number of articles published by all universities in 2004}}{\text{Number of articles published by the university in 2004}} \right)}{\left( \frac{\text{Number of citations received in 2001 - 2003 by articles published by the university in 2001}}{\text{Number of citations received in 2001 - 2003 by articles published by all universities in 2001}} \right) \times \left( \frac{\text{Number of articles published by all universities in 2001}}{\text{Number of articles published by the university in 2001}} \right)} - 1$$

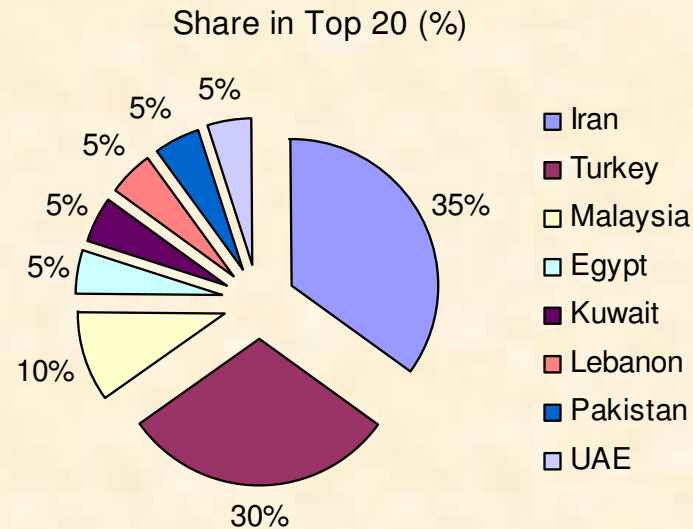


## Ranking of Universities by the Composite Index (CI) (Top 20 Universities)

Rank	University	Country	ValA1	ScA1	ValA2	ScA2	ValA3	ScA3	ValA4	ScA4	CI	Rank
1	Quaid-e-Azam Univ, Islamabad	Pakistan	2.25	44.73	2.83	100.00	557	19.21	-0.12	-8.74	53.06	1
2	Koc Univ	Turkey	3.61	71.79	1.35	47.91	340	11.73	0.95	71.64	52.60	2
3	Razi Univ	Iran	5.03	100.00	1.07	37.81	279	9.62	0.11	8.14	50.94	3
4	Tarbiat Modares Univ	Iran	2.64	52.44	2.13	75.35	1046	36.08	-0.03	-2.57	50.91	4
5	Univ Tabriz	Iran	3.59	71.45	0.83	29.33	398	13.73	0.94	70.64	46.22	5
6	Hacettepe Univ	Turkey	2.68	53.25	0.70	24.58	2899	100.00	0.09	6.74	46.05	6
7	Istanbul Univ	Turkey	2.50	49.76	0.76	26.83	2622	90.44	-0.06	-4.80	42.51	7
8	American Univ Beirut	Lebanon	3.15	62.68	1.24	43.76	725	25.01	-0.01	-0.39	41.71	8
9	United Arab Emirates Univ	UAE	2.68	53.21	1.14	40.47	801	27.63	0.36	27.29	41.04	9
10	Suez Canal Univ	Egypt	2.57	51.02	1.18	41.62	353	12.18	0.69	51.49	40.79	10
11	Kuwait Univ	Kuwait	2.31	45.83	1.09	38.70	1151	39.70	0.44	33.35	40.73	11
12	Univ Kebangsaan Malaysia	Malaysia	3.74	74.44	0.25	8.96	454	15.66	0.89	66.76	40.02	12
13	Inonu Univ	Turkey	3.12	62.02	0.85	30.22	839	28.94	0.19	14.24	39.20	13
14	Univ Malaya	Malaysia	2.97	59.08	0.58	20.60	1130	38.98	0.40	29.75	38.48	14
15	Cukurova Univ	Turkey	1.76	34.99	1.51	53.25	1099	37.91	-0.01	-0.61	37.63	15
16	Amirkabir Univ Technol	Iran	1.42	28.15	1.62	57.31	713	24.59	0.33	24.40	37.27	16
17	Bu-Ali Sina Univ	Iran	4.03	80.03	0.55	19.57	353	12.18	-0.10	-7.13	36.20	17
18	Shiraz Univ	Iran	2.31	46.01	1.17	41.23	816	28.15	-0.03	-2.19	35.34	18
19	Univ Tehran	Iran	1.99	39.53	1.03	36.41	1544	53.26	-0.11	-7.92	35.22	19
20	Middle E Tech Univ	Turkey	1.92	38.08	0.73	25.78	1871	64.54	0.06	4.55	34.51	20

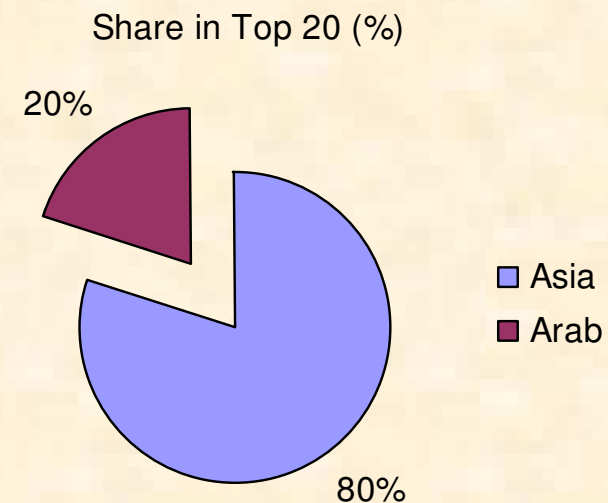
## Distribution of Top 20 Universities by Country

Country	Number of Universities in Top 20	Share in Top 20 (%)
Iran	7	35
Turkey	6	30
Malaysia	2	10
Egypt	1	5
Kuwait	1	5
Lebanon	1	5
Pakistan	1	5
UAE	1	5



## Regional Distribution of Top 20 Universities

Region	Number of Universities in Top 20	Share in Top 20 (%)
Asia	16	80
Arab	4	20





## Ranking of Universities by the Composite Index (CI) (21st - 50th Universities)

Rank	University	Country	ValA1	ScA1	ValA2	ScA2	ValA3	ScA3	ValA4	ScA4	CI	Rank
21	Makerere Univ	Uganda	4.17	82.91	0.40	14.15	376	12.97	-0.21	-15.41	34.46	21
22	Ankara Univ	Turkey	1.79	35.65	0.61	21.58	2265	78.13	-0.04	-3.23	33.71	22
23	Gebze Inst Technol	Turkey	2.21	43.98	1.09	38.48	359	12.38	0.24	17.81	33.23	23
24	Istanbul Tech Univ	Turkey	1.92	38.16	0.84	29.77	1515	52.26	0.00	-0.07	33.17	24
25	Cairo Univ	Egypt	2.57	51.01	0.12	4.28	1472	50.78	0.50	37.53	33.00	25
26	Bogazici Univ	Turkey	2.61	51.89	0.79	27.86	709	24.46	-0.04	-2.97	31.96	26
27	Firat Univ	Turkey	1.98	39.30	0.82	28.94	1206	41.60	0.02	1.66	31.57	27
28	Ferdowsi Univ Mashhad	Iran	1.75	34.79	1.11	39.23	345	11.90	0.38	28.45	31.46	28
29	Gazi Univ	Turkey	1.82	36.27	0.46	16.25	1889	65.16	0.07	5.31	30.75	29
30	Baskent Univ	Turkey	1.82	36.20	0.84	29.54	903	31.15	0.21	16.12	30.55	30
31	Bilkent Univ	Turkey	2.62	52.16	0.68	24.07	635	21.90	-0.07	-5.24	30.00	31
32	Ege Univ	Turkey	2.08	41.37	0.57	20.29	1653	57.02	-0.22	-16.14	29.91	32
33	Sharif Univ Technol	Iran	2.34	46.60	0.60	21.11	1099	37.91	-0.08	-6.29	29.77	33
34	King Fahd Univ Petrol & Minerals	Saudi Arabia	1.50	29.72	1.01	35.72	808	27.87	0.19	14.07	29.61	34
35	Ondokuz Mayis Univ	Turkey	2.06	40.97	0.62	22.05	1151	39.70	0.00	0.07	29.21	35
36	Marmara Univ	Turkey	2.53	50.32	0.45	15.90	883	30.46	0.02	1.63	28.86	36
37	Zonguldak Karaelmas Univ	Turkey	2.11	42.00	0.62	21.82	377	13.00	0.44	33.33	28.68	37
38	Mustafa Kemal Univ	Turkey	2.89	57.35	0.44	15.54	283	9.76	0.14	10.43	28.52	38
39	Erciyes Univ	Turkey	2.04	40.58	0.82	28.97	1145	39.50	-0.37	-27.48	28.15	39
40	Ataturk Univ	Turkey	1.89	37.62	0.61	21.44	1384	47.74	-0.20	-14.80	27.49	40
41	Univ Sains Malaysia	Malaysia	2.29	45.49	0.48	16.86	858	29.60	0.03	2.57	27.46	41
42	Dokuz Eylul Univ	Turkey	1.94	38.59	0.43	15.04	1312	45.26	0.02	1.72	27.12	42
43	Tanta Univ	Egypt	2.30	45.64	0.53	18.68	375	12.94	0.25	18.91	27.11	43
44	Jordan Univ Sci & Technol	Jordan	1.39	27.58	0.99	34.98	623	21.49	0.13	9.66	26.92	44
45	Karachi Univ	Pakistan	1.69	33.57	0.93	32.77	556	19.18	0.01	0.61	26.75	45
46	Selcuk Univ	Turkey	1.68	33.38	0.61	21.51	1051	36.25	0.09	6.98	26.58	46
47	Kirikkale Univ	Turkey	1.99	39.48	0.64	22.61	480	16.56	0.19	14.08	26.40	47
48	Akdeniz Univ	Turkey	2.23	44.41	0.59	20.96	886	30.56	-0.23	-17.33	26.30	48
49	Mersin Univ	Turkey	2.10	41.68	0.60	21.14	643	22.18	-0.06	-4.13	25.48	49
50	Sultan Qaboos Univ	Oman	1.39	27.66	1.23	43.67	568	19.59	-0.40	-29.73	24.92	50



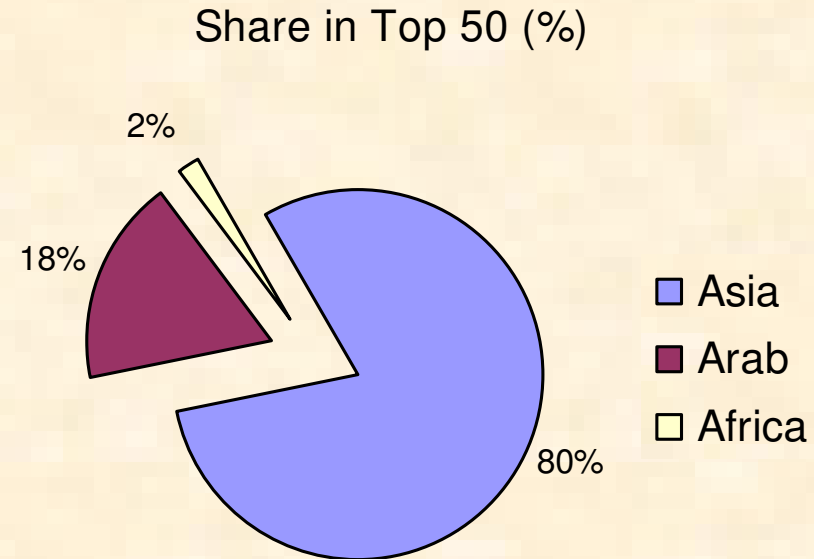


## Distribution of Top 50 Universities by Country

Country	Number of Universities in Top 50	Share in Top 50 (%)
Turkey	26	52
Iran	9	18
Egypt	3	6
Malaysia	3	6
Pakistan	2	4
Jordan	1	2
Kuwait	1	2
Lebanon	1	2
Oman	1	2
Saudi Arabia	1	2
UAE	1	2
Uganda	1	2

## Regional Distribution of Top 50 Universities

Region	Number of Universities in Top 50	Share in Top 50 (%)
Asia	40	80
Arab	9	18
Africa	1	2



**Ranking of Universities by the Composite Index (CI)  
(51st - 84th Universities)**

Rank	University	Country	ValA1	ScA1	ValA2	ScA2	ValA3	ScA3	ValA4	ScA4	CI	Rank
51	Gaziosmanpasa Univ	Turkey	2.69	53.56	0.57	20.23	377	13.00	-0.39	-29.38	24.64	51
52	Univ Jordan	Jordan	2.06	40.91	0.41	14.66	456	15.73	0.23	17.21	24.35	52
53	Mansoura Univ	Egypt	2.27	45.09	0.18	6.30	809	27.91	0.14	10.55	24.28	53
54	Uludag Univ	Turkey	2.12	42.05	0.39	13.82	835	28.80	-0.08	-6.11	24.01	54
55	Harran Univ	Turkey	2.09	41.59	0.55	19.52	435	15.01	-0.13	-9.72	22.93	55
56	Amer Univ Cairo	Egypt	0.85	16.82	0.32	11.15	128	4.42	1.33	100.00	22.58	56
57	Osmangazi Univ	Turkey	2.02	40.06	0.46	16.33	464	16.01	-0.07	-5.57	21.95	57
58	Shahid Beheshti Univ Med Sci & Health Serv	Iran	2.39	47.47	0.31	10.92	328	11.31	-0.12	-8.90	21.41	58
59	Pamukkale Univ	Turkey	2.38	47.30	0.41	14.39	489	16.87	-0.40	-30.11	21.02	59
60	Trakya Univ	Turkey	1.66	32.94	0.37	13.23	521	17.97	0.18	13.23	20.98	60
61	Anadolu Univ	Turkey	1.71	34.08	0.31	10.79	496	17.11	0.22	16.46	20.76	61
62	Cadi Ayyad Univ, Marrakech	Morocco	1.92	38.08	0.20	7.07	271	9.35	0.36	27.00	20.73	62
63	Karadeniz Tech Univ	Turkey	1.67	33.19	0.46	16.42	764	26.35	-0.18	-13.78	20.45	63
64	Suleyman Demirel Univ	Turkey	1.59	31.56	0.49	17.46	787	27.15	-0.20	-15.30	20.21	64
65	Kocaeli Univ	Turkey	1.50	29.77	0.53	18.85	616	21.25	-0.09	-6.48	20.06	65
66	Ain Shams Univ	Egypt	1.94	38.61	0.17	6.08	859	29.63	-0.19	-13.91	19.31	66
67	Dicle Univ	Turkey	1.67	33.13	0.59	20.98	503	17.35	-0.34	-25.62	18.99	67
68	Kahramanmaras Sutcu Imam Univ	Turkey	1.58	31.33	0.46	16.12	325	11.21	0.04	2.90	18.97	68
69	Yildiz Tech Univ	Turkey	1.60	31.88	0.32	11.22	419	14.45	0.08	5.71	18.37	69
70	Yuzuncu Yil Univ	Turkey	1.21	24.02	0.48	16.91	522	18.01	-0.02	-1.51	17.38	70
71	Adnan Menderes Univ	Turkey	1.73	34.30	0.44	15.43	404	13.94	-0.28	-21.34	17.35	71
72	King Saud Univ	Saudi Arabia	1.23	24.53	0.26	9.19	782	26.97	0.01	0.63	16.73	72
73	Zagazig Univ	Egypt	1.54	30.71	0.39	13.68	402	13.87	-0.15	-11.43	16.66	73
74	Celal Bayar Univ	Turkey	1.31	26.00	0.40	14.00	380	13.11	0.02	1.18	16.50	74
75	Univ Monastir	Tunisia	1.52	30.30	0.31	10.79	473	16.32	-0.09	-6.92	16.49	75
76	Izmir Inst Technol	Turkey	1.77	35.19	0.61	21.44	271	9.35	-0.61	-45.86	16.00	76
77	USTHB	Algeria	1.25	24.95	0.65	22.99	299	10.31	-0.38	-28.51	15.21	77
78	Cumhuriyet Univ	Turkey	1.46	29.11	0.41	14.37	477	16.45	-0.36	-27.31	14.90	78
79	Sakarya Univ	Turkey	1.26	25.02	0.36	12.63	357	12.31	-0.06	-4.63	14.84	79
80	Assiut Univ	Egypt	1.42	28.15	0.15	5.32	467	16.11	0.01	0.98	14.73	80
81	South Valley Univ	Egypt	1.79	35.65	0.15	5.13	290	10.00	-0.18	-13.21	14.49	81
82	Gaziantep Univ	Turkey	1.69	33.62	0.12	4.18	486	16.76	-0.32	-24.39	13.32	82
83	Univ Sfax	Tunisia	1.31	26.04	0.20	7.05	429	14.80	-0.28	-20.65	11.77	83
84	Afyon Kocatepe Univ	Turkey	1.29	25.62	0.06	2.02	402	13.87	-0.05	-4.05	11.68	84

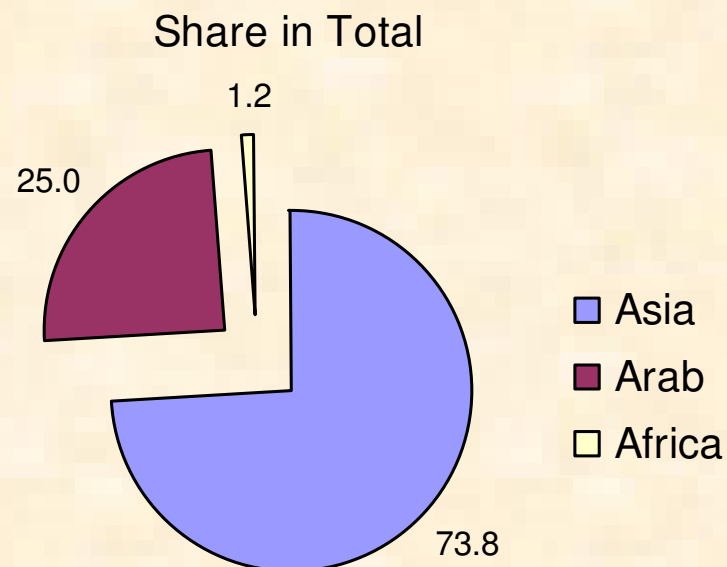


## Distribution of the 84 Universities by Country

Country	Number of Universities	Share in Total (%)
Turkey	47	56.6
Iran	10	12.0
Egypt	8	9.6
Malaysia	3	3.6
Tunisia	2	2.4
Saudi Arabia	2	2.4
Pakistan	2	2.4
Jordan	2	2.4
Uganda	1	1.2
UAE	1	1.2
Oman	1	1.2
Morocco	1	1.2
Lebanon	1	1.2
Kuwait	1	1.2
Algeria	1	1.2

## Regional Distribution of the 84 Universities

Region	Number of Universities	Share in Total
Asia	62	73.8
Arab	21	25.0
Africa	1	1.2





## Some Statistical Findings Concerning the Rankings

- ◆ Statistical analysis via Correlation Coefficient provides useful information on the relationship between the variables of interest.
- ◆ Correlation Coefficient ( $r$ ):
  - A statistic that gives a measure of how closely two variables are related.
  - A statistical measure of the extent to which variations in one variable are related to variations in another.
  - A value of +1 indicates a perfectly positive relationship,  $-1$  indicates a perfectly inverse relationship, and 0 indicates no relationship between the variables.

## Correlation between GDP and the Distribution of top 20 Universities by Country

Country	Share in Top 20	GDP
Iran	35	192.3
Turkey	25	362.5
Egypt	10	89.5
Malaysia	10	130.8
Pakistan	5	111.0
UAE	5	129.6
Kuwait	5	74.6
Lebanon	5	22.1
<b>Correlation Coefficient</b>		<b>0.70797</b>

GDP at current prices in billions of US Dollars.

- ◆ A value of 0.70797 indicates that there is strong positive relationship between the share of countries in the ranking of top 20 universities and their GDP.
- ◆ This close relationship holds true also for the share of countries in the ranking of top 50 and 85 universities.
- ◆ Correlation coefficient for these rankings and GDP is 0.70651 and 0.70728, respectively.

These findings suggest that the higher the GDP is, the bigger is the share in top rankings.

# Rankings of Universities

## Current Challenges and the Future





## Problems Faced During the Study

- ◆ First of all, there is a need for a final list of “universities” to be included in the ranking, distinguishing them from other academic institutions.
- ◆ Unavailability of data on the number of academic staff of the universities has limited the coverage of the study to 84 universities, out of a possible 322.
- ◆ The use of different names, abbreviations or acronyms for a university in the affiliations of authors may have led to missing observations in the search undertaken in the ISI Database.





## To Overcome the Problems

- ◆ Two questionnaires have been developed to collect data for the ranking of universities in accordance with the final document on ranking methodology.
- ◆ To this end, relevant organizations and universities in the member countries are requested to contribute to the ranking process by providing the necessary data through these questionnaires.
- ◆ The forms and the relevant information are available at the web address <http://www.sesrtcic.org/urankings/>



# Future Work



- ◆ By collecting quantitatively reliable information and data on agreed research and education indicators of universities, the SESRTCIC will continue publishing the ranking of universities in the OIC member countries in two levels:
  - OIC LEVEL: Ranking universities within the entire OIC region
  - NATIONAL LEVEL: Ranking universities within each OIC member country

**Appendix 1: National Ranking of Universities by  
Number of Articles (2004-2006)**

**Appendix 1: National Ranking of Universities by Number of  
Articles (2004-2006)**

Country	University	Number of Articles (NoA)	Rank by NoA
<b>A L B A N I A</b>			
Albania	Univ Tirana	26	1
Albania	Agr Univ Tirana	4	2
<b>A L G E R I A</b>			
Algeria	USTHB	299	1
Algeria	Univ Mentouri Constantine	253	2
Algeria	Univ Annaba	165	3
Algeria	Univ Ferhat Abbas	150	4
Algeria	Univ Aboubakr Belakaid	138	5
Algeria	Univ Sidi Bel Abbes	129	6
Algeria	Univ Oran	114	7
Algeria	Univ Saad Dahlab Blida	72	8
Algeria	Univ Batna	64	9
Algeria	Univ Sci & Technol Oran	59	10
Algeria	Univ A Mira Bejaia	53	11
Algeria	Univ Mostaganem	40	12
Algeria	Univ Jijel	36	13
Algeria	Univ Biskra	29	14
Algeria	Univ Mouloud Mammeri	26	15
Algeria	Univ Mohamed Boudiaf	23	16
Algeria	Univ Guelma	17	17
Algeria	Univ Mhamed Bouguerra	15	18
<b>A Z E R B A I J A N</b>			
Azerbaijan	Baku State Univ	107	1
Azerbaijan	Azerbaijan Tech Univ	47	2
Azerbaijan	Acad Petr & Gaz	29	3
Azerbaijan	Rasul Zade State Univ	8	4
<b>B A H R A I N</b>			
Bahrain	Univ Bahrain	127	1
Bahrain	Arab Gulf Univ	100	2

**Appendix 1: National Ranking of Universities by Number of  
Articles (2004-2006) (Cont'd)**

Country	University	Number of Articles (NoA)	Rank by NoA
<b>B A N G L A D E S H</b>			
Bangladesh	Univ Dhaka	205	1
Bangladesh	Bangladesh Univ Engn & Technol	167	2
Bangladesh	Rajshahi Univ Eng & Technol	137	3
Bangladesh	Jahangirnagar Univ	108	4
Bangladesh	Bangladesh Agr Univ	80	5
Bangladesh	Chittagong Univ	52	6
Bangladesh	Shahjalal Univ Sci and Technol	28	7
Bangladesh	Chittagong Univ Engn & Technol	11	8
Bangladesh	Bangabandhu Sheikh Mujibur Rahman Agr Univ	3	9
<b>B E N I N</b>			
Benin	Abomey-Calavi Univ	243	1
<b>B R U N E I</b>			
Brunei	Univ Brunei	66	1
<b>B U R K I N A F A S O</b>			
Burkina Faso	Univ Ouagadougou	99	1
<b>C A M E R O O N</b>			
Cameroon	Univ Yaoundé	383	1
Cameroon	Univ Dschang	124	2
Cameroon	Univ Douala	91	3
Cameroon	Univ Ngaoundéré	73	4
Cameroon	Univ Buea	60	5
<b>C H A D</b>			
Chad	Univ N'Djamena	23	1
<b>E G Y P T</b>			
Egypt	Cairo Univ	1472	1
Egypt	Ain Shams Univ	859	2
Egypt	Mansoura Univ	809	3
Egypt	Alexandria Univ	661	4
Egypt	Assiut Univ	467	5
Egypt	Zagazig Univ	402	6
Egypt	Tanta Univ	375	7
Egypt	Suez Canal Univ	353	8
Egypt	Al-Azhar Univ	329	9
Egypt	South Valley Univ	290	10
Egypt	Minufiya Univ	259	11
Egypt	Minia Univ	247	12
Egypt	Helwan Univ Cairo	211	13
Egypt	Banha Univ	194	14
Egypt	Amer Univ Cairo	128	15

**Appendix 1: National Ranking of Universities by Number of  
Articles (2004-2006) (Cont'd)**

Country	University	Number of Articles (NoA)	Rank by NoA
<b>G A B O N</b>			
Gabon	Univ Sci and Tech Masuku	9	1
<b>G A M B I A</b>			
Gambia	Univ Gambia	3	1
<b>G U Y A N A</b>			
Guyana	Univ Guyana	21	1
<b>I N D O N E S I A</b>			
Indonesia	Indonesia Univ	178	1
Indonesia	Gajah Mada Univ	121	2
Indonesia	Hasanuddin Univ	33	3
Indonesia	Padjadjaran Univ	32	4
Indonesia	Brawijaya Univ	27	5
Indonesia	Diponegoro Univ	26	6
Indonesia	Airlangga Univ	25	7
Indonesia	Udayana State Univ	25	7
Indonesia	Andalas Univ	14	9
Indonesia	Syiah Kuala Univ	14	9

**Appendix 1: National Ranking of Universities by Number of  
Articles (2004-2006) (Cont'd)**

Country	University	Number of Articles (NoA)	Rank by NoA
<b>I R A N</b>			
Iran	Univ Tehran	1544	1
Iran	Sharif Univ Technol	1099	2
Iran	Tarbiat Modares Univ	1046	3
Iran	Shiraz Univ	816	4
Iran	Tehran Univ Med Sci & Health Serv	814	5
Iran	Amirkabir Univ Technol	713	6
Iran	Islamic Azad Univ	587	7
Iran	Isfahan Univ Technol	501	8
Iran	Shahid Beheshti Univ	470	9
Iran	Iran Univ of Sci & Technol	449	10
Iran	Univ Tabriz	398	11
Iran	Univ Isfahan	358	12
Iran	Bu-Ali Sina Univ	353	13
Iran	Ferdowsi Univ Mashhad	345	14
Iran	Shahid Beheshti Univ Med Sci & Health Serv	328	15
Iran	Shiraz Univ Med Sci	299	16
Iran	Razi Univ	279	17
Iran	Mazandaran Univ	249	18
Iran	Guilan Univ	194	19
Iran	Urmia Univ	154	20
Iran	Iran Univ of Med Sci & Health Serv	147	21
Iran	Isfahan Univ Med Sci	138	22
Iran	Tabriz Univ Med Sci	125	23
Iran	Alzahra Univ	114	24
<b>I R A Q</b>			
Iraq	Univ Baghdad	79	1
Iraq	Univ Mosul	34	2
Iraq	Univ Basrah	23	3
Iraq	Al-Mustansiriyah Univ	11	4
<b>J O R D A N</b>			
Jordan	Jordan Univ Sci & Technol	623	1
Jordan	Univ Jordan	456	2
Jordan	Yarmouk Univ	214	3
Jordan	Hashemite Univ	184	4
Jordan	Mu'tah Univ	133	5
Jordan	Al-Balqa' Appl Univ	95	6

**Appendix 1: National Ranking of Universities by Number of Articles (2004-2006) (Cont'd)**

Country	University	Number of Articles (NoA)	Rank by NoA
<b>KAZAKHSTAN</b>			
Kazakhstan	Al Farabi Kazakh Natl Univ	75	1
<b>KUWAIT</b>			
Kuwait	Kuwait Univ	1151	1
<b>KYRGYZSTAN</b>			
Kyrgyzstan	Kyrgyz-Russian Slavic Univ	13	1
<b>LEBANON</b>			
Lebanon	American Univ Beirut	725	1
Lebanon	Lebanese Univ	136	2
Lebanon	Beirut Arab Univ	45	3
<b>LIBYA</b>			
Libya	Al-Fateh Univ	38	1
Libya	Univ Garyounis	31	2
<b>MALAYSIA</b>			
Malaysia	Univ Malaya	1130	1
Malaysia	Univ Sains Malaysia	858	2
Malaysia	Univ Putra Malaysia	469	3
Malaysia	Univ Kebangsaan Malaysia	454	4
Malaysia	Multimedia Univ	352	5
Malaysia	Univ Teknol Malaysia	171	6
Malaysia	Univ Teknol MARA	93	7
Malaysia	Univ Malaysia Sabah	83	8
Malaysia	Univ Malaysia Sarawak	55	9
<b>MALI</b>			
Mali	Univ Mali	16	1
<b>MAURITANIA</b>			
Mauritania	Univ Nouakchott	25	1
<b>MOROCCO</b>			
Morocco	Cadi Ayyad Univ	271	1
Morocco	Mohammed V Univ, Rabat	120	2
Morocco	Ibn Tofail Univ, Kenitra	99	3
Morocco	Ibnou Zohr Univ, Agadir	88	4
Morocco	Chouaib Doukkali Univ, El Jadida	84	5
Morocco	Moulay Ismail Univ, Meknès	74	6
Morocco	Hassan II Ain Chok Univ, Casablanca	71	7

**Appendix 1: National Ranking of Universities by Number of Articles (2004-2006) (Cont'd)**

Country	University	Number of Articles (NoA)	Rank by NoA
<b>MOZAMBIQUE</b>			
Mozambique	Eduardo Mondlane Univ	75	1
<b>NIGERIA</b>			
Nigeria	Univ Ibadan	437	1
Nigeria	Obafemi Awolowo Univ	327	2
Nigeria	Univ Nigeria, Nsukka	191	3
Nigeria	Ahmadu Bello Univ Zaria	166	4
Nigeria	Univ Lagos	162	5
<b>OMAN</b>			
Oman	Sultan Qaboos Univ	568	1
<b>PAKISTAN</b>			
Pakistan	Quaid-e-Azam Univ, Islamabad	557	1
Pakistan	Karachi Univ	556	2
Pakistan	Aga Khan Univ	225	3
Pakistan	Univ Agr, Faisalabad	218	4
Pakistan	Univ Punjab, Lahore	187	5
Pakistan	Univ Peshawar	130	6
Pakistan	Islamia Univ Bahawalpur	30	7
<b>PALESTINE</b>			
Palestine	Al Azhar Univ	40	1
Palestine	An Najah Natl Univ	18	2
Palestine	Birzeit Univ	15	3
<b>QATAR</b>			
Qatar	Univ Qatar	140	1
<b>SAUDI ARABIA</b>			
Saudi Arabia	King Fahd Univ Petrol & Minerals	808	1
Saudi Arabia	King Saud Univ	782	2
Saudi Arabia	King Abdul Aziz Univ	263	3
Saudi Arabia	Umm Al Qura Univ	183	4
Saudi Arabia	King Faisal Univ	146	5
Saudi Arabia	King Khalid Univ	133	6
<b>SENEGAL</b>			
Senegal	Univ Cheikh Anta Diop	171	1
Senegal	Univ Gaston Berger	10	2
<b>SIERRA LEONE</b>			
Sierra Leone	Univ Sierra Leone	6	1
<b>SOMALIA</b>			
Somalia	Somali Natl Univ	1	1
Somalia	Amoud Univ	1	1



**Appendix 1: National Ranking of Universities by Number of  
Articles (2004-2006) (Cont'd)**

Country	University	Number of Articles (NoA)	Rank by NoA
<b>S U D A N</b>			
Sudan	Univ Khartoum	176	1
Sudan	Univ Gezira	19	2
Sudan	Sudan Univ Sci & Technol	15	3
Sudan	Ahfad Univ Women	8	4
Sudan	Univ Juba	8	4
Sudan	Kassala Univ	5	6
Sudan	Alneelain Univ	5	6
Sudan	Nile Valley Univ	4	8
Sudan	Univ Zalingi	4	8
Sudan	Univ El Imam El Mahdi	3	10
Sudan	Nyala Univ	2	11
Sudan	Bayan Coll Sci & Technol	1	12
Sudan	Omdurman Islam Univ	1	12
Sudan	Univ Dalanj	1	12
<b>S U R I N A M E</b>			
Suriname	Anton de Konm Univ Suriname	4	1
<b>S Y R I A</b>			
Syria	Univ Aleppo	43	1
Syria	Univ Damascus	40	2
Syria	Teshreen Univ	15	3
Syria	Al Baahth Univ	11	4
Syria	Higher Inst Appl Sci & Technol	2	5
Syria	Syrian Virtual Univ	1	6
<b>T A J I K I S T A N</b>			
Tajikistan	Acad Sci Tajikistan	46	1
Tajikistan	Tajik State Natl Univ	19	2
Tajikistan	Nazarshoev Khorog State Univ	5	3
Tajikistan	Abuali Ibn Sino Tajik State Med Univ	3	4
Tajikistan	Tajik Tech Univ	3	4
Tajikistan	Taj State Pedagog Univ	1	6
<b>T O G O</b>			
Togo	Univ Lome	48	1

**Appendix 1: National Ranking of Universities by Number of  
Articles (2004-2006) (Cont'd)**

Country	University	Number of Articles (NoA)	Rank by NoA
<b>TUNISIA</b>			
Tunisia	Univ Monastir	473	1
Tunisia	Univ Sfax	429	2
Tunisia	Univ 7 Nov Carthage	236	3
Tunisia	Univ Tunis El Manar	178	4
Tunisia	Univ Tunis	94	5
Tunisia	Univ Sousse	36	6
Tunisia	Univ Gabes	35	7
Tunisia	Univ Manouba	6	8
Tunisia	Univ Gafsa	3	9
Tunisia	Univ Jendouba	0	10
<b>TURKEY</b>			
Turkey	Hacettepe Univ	2899	1
Turkey	Istanbul Univ	2622	2
Turkey	Ankara Univ	2265	3
Turkey	Gazi Univ	1889	4
Turkey	Middle E Tech Univ	1871	5
Turkey	Ege Univ	1653	6
Turkey	Istanbul Tech Univ	1515	7
Turkey	Ataturk Univ	1384	8
Turkey	Dokuz Eylul Univ	1312	9
Turkey	Firat Univ	1206	10
Turkey	Ondokuz Mayis Univ	1151	11
Turkey	Erciyes Univ	1145	12
Turkey	Cukurova Univ	1099	13
Turkey	Selcuk Univ	1051	14
Turkey	Baskent Univ	903	15
Turkey	Akdeniz Univ	886	16
Turkey	Marmara Univ	883	17
Turkey	Inonu Univ	839	18
Turkey	Uludag Univ	835	19
Turkey	Suleyman Demirel Univ	787	20
Turkey	Karadeniz Tech Univ	764	21
Turkey	Bogazici Univ	709	22
Turkey	Mersin Univ	643	23
Turkey	Bilkent Univ	635	24
Turkey	Kocaeli Univ	616	25
Turkey	Yuzuncu Yil Univ	522	26
Turkey	Trakya Univ	521	27
Turkey	Dicle Univ	503	28
Turkey	Anadolu Univ	496	29
Turkey	Pamukkale Univ	489	30
Turkey	Gaziantep Univ	486	31

**Appendix 1: National Ranking of Universities by Number of  
Articles (2004-2006) (Cont'd)**

Country	University	Number of Articles (NoA)	Rank by NoA
<b>T U R K E Y (Continued)</b>			
Turkey	Kirikkale Univ	480	32
Turkey	Cumhuriyet Univ	477	33
Turkey	Osmangazi Univ	464	34
Turkey	Harran Univ	435	35
Turkey	Yildiz Tech Univ	419	36
Turkey	Adnan Menderes Univ	404	37
Turkey	Afyon Kocatepe Univ	402	38
Turkey	Celal Bayar Univ	380	39
Turkey	Gaziosmanpasa Univ	377	40
Turkey	Zonguldak Karaelmas Univ	377	40
Turkey	Gebze Inst Technol	359	42
Turkey	Sakarya Univ	357	43
Turkey	Koc Univ	340	44
Turkey	Abant Izzet Baysal Univ	328	45
Turkey	Kahramanmaras Sutcu Imam Univ	325	46
Turkey	Mustafa Kemal Univ	283	47
Turkey	Izmir Inst Technol	271	48
Turkey	Canakkale Onsekiz Mart Univ	265	49
Turkey	Sabanci Univ	252	50
Turkey	Kafkas Univ	231	51
Turkey	Balikesir Univ	225	52
Turkey	Yeditepe Univ	224	53
Turkey	Nigde Univ	216	54
Turkey	Fatih Univ	178	55
Turkey	Mugla Univ	140	56
Turkey	Atilim Univ	138	57
Turkey	Dumlupinar Univ	129	58
Turkey	Cankaya Univ	115	59
Turkey	Isik Univ	89	60
Turkey	Dogus Univ	70	61
Turkey	TOBB Ekon Teknol Univ	63	62
Turkey	Kadir Has Univ	42	63
Turkey	Maltepe Univ	40	64
Turkey	Galatasaray Univ	39	65
Turkey	Istanbul Bilgi Univ	33	66
Turkey	Izmir Univ Econ	28	67
Turkey	Istanbul Kultur Univ	24	68
Turkey	Bahcesehir Univ	20	69
Turkey	Istanbul Commerce Univ	12	70
Turkey	Beykent Univ	0	71

**Appendix 1: National Ranking of Universities by Number of  
Articles (2004-2006) (Cont'd)**

Country	University	Number of Articles (NoA)	Rank by NoA
<b>TURKMENISTAN</b>			
Turkmenistan	Int Turkmen Turkish Univ	6	1
Turkmenistan	Turkmen Polytech Inst	2	2
Turkmenistan	Turkmenian State Univ	0	3
<b>UGANDA</b>			
Uganda	Makerere Univ	376	1
Uganda	Mbarara Univ Sci & Technol	37	2
Uganda	Kyambogo Univ	2	3
Uganda	Islam Univ Uganda	0	4
<b>UNITED ARAB EMIRATES</b>			
UAE	United Arab Emirates Univ	801	1
UAE	Amer Univ Sharjah	194	2
UAE	Univ Sharjah	101	3
UAE	Zayed Univ	29	4
UAE	Etisalat Univ	27	5
UAE	Ajman Univ Sci & Technol	17	6
UAE	British Univ Dubai	10	7
UAE	Dubai Univ Coll	7	8
UAE	Amer Univ Dubai	4	9
UAE	Univ Wollongong	3	10
UAE	Abu Dhabi Univ	1	11

**Appendix 1: National Ranking of Universities by Number of  
Articles (2004-2006) (Cont'd)**

Country	University	Number of Articles (NoA)	Rank by NoA
<b>U Z B E K I S T A N</b>			
Uzbekistan	Natl Univ Uzbekistan	138	1
Uzbekistan	Samarkand State Univ	67	2
Uzbekistan	Inst Nucl Phys	29	3
Uzbekistan	Ulugh Beg Astron Inst	18	4
Uzbekistan	Inst Math An Ruz	11	5
Uzbekistan	Karakalpak State Univ	8	6
Uzbekistan	Phys Tech Inst	6	7
Uzbekistan	Urgench State Univ	6	7
Uzbekistan	Tashkent Pharmaceut Inst	4	9
Uzbekistan	Tashkent State Agrarian Univ	4	9
Uzbekistan	Tashkent Inst Text & Light Ind	3	11
Uzbekistan	Tashkent State Aviat Inst	3	11
Uzbekistan	Univ World Econ & Diplomacy	3	11
Uzbekistan	Samarkand Med Inst	2	14
Uzbekistan	Ferghana Polytech Inst	2	14
Uzbekistan	Gulistan State Univ	2	14
Uzbekistan	Tashkent Reg State Pedag Inst	2	14
Uzbekistan	Tashkent State Techn Univ	2	14
Uzbekistan	Inst Agr Irrigat & Mechanizat	1	19
Uzbekistan	Andizhan Univ	0	20
Uzbekistan	First Tashkent Govt Med Inst	0	20
Uzbekistan	Karshin State Univ	0	20
Uzbekistan	Namangan State Univ	0	20
Uzbekistan	Second Tashkent State Med Inst	0	20
Uzbekistan	Tashkent State Econ Univ	0	20
Uzbekistan	Termez State Univ	0	20
<b>Y E M E N</b>			
Yemen	Sanaa Univ	81	1
Yemen	Univ Aden	14	2
Yemen	Hadramout Univ Sci & Technol	11	3
Yemen	Taiz Univ	5	4
Yemen	Hodeidah Univ	4	5
Yemen	Ibb Univ	4	5
Yemen	Univ Sci & Technol	1	7
Yemen	Dhamar Univ	1	7



**STATISTICAL, ECONOMIC AND SOCIAL RESEARCH  
AND TRAINING CENTRE FOR ISLAMIC COUNTRIES**

Attar Sokak No. 4, G.O.P., 06700, Ankara, Turkey  
Tel: (90-312) 468 61 72-76 Fax: (90-312) 468 57 26  
<http://www.sesrtcic.org>