

Seventh Session of OIC-StatCom

2 – 3 May 2018, Ankara-Turkey

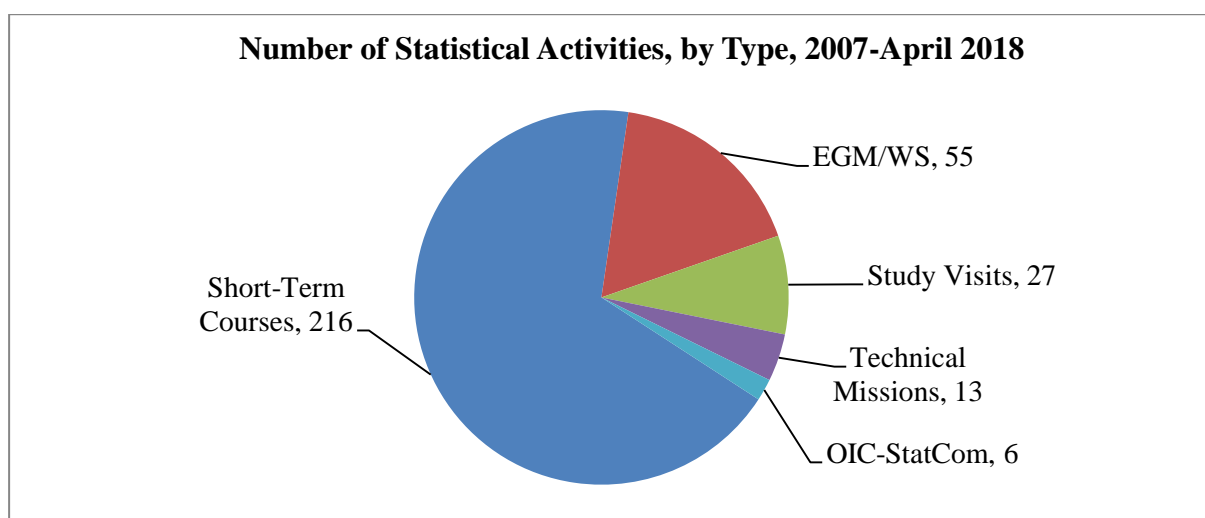
Session on “Implemented Activities of the OIC-StatCom”

Progress Report on “OIC Statistical Capacity Building (STATCAB) Programme and Statistics Related Meetings”


1 Completed Activities

The OIC-StatCom Secretariat gives special attention to facilitate the flow of statistical and professional know-how among the National Statistical Systems (NSSs) of the OIC Member Countries. The OIC Statistical Capacity Building Programme (StatCaB) aims to identify and implement statistical skills improvement activities by matching the capacities and needs of the National Statistical Offices (NSOs) of the OIC Member Countries based on the responses provided to the biannual survey. The last survey titled “*OIC Statistical Capacity Building Programme (StatCaB) Questionnaire for the Biennium 2018-2019*” was circulated in August 2017. The Survey has received a record number of responses from 41 NSOs of the OIC Member Countries¹ and 1 response received from the Ministry of Public Service of Uganda.

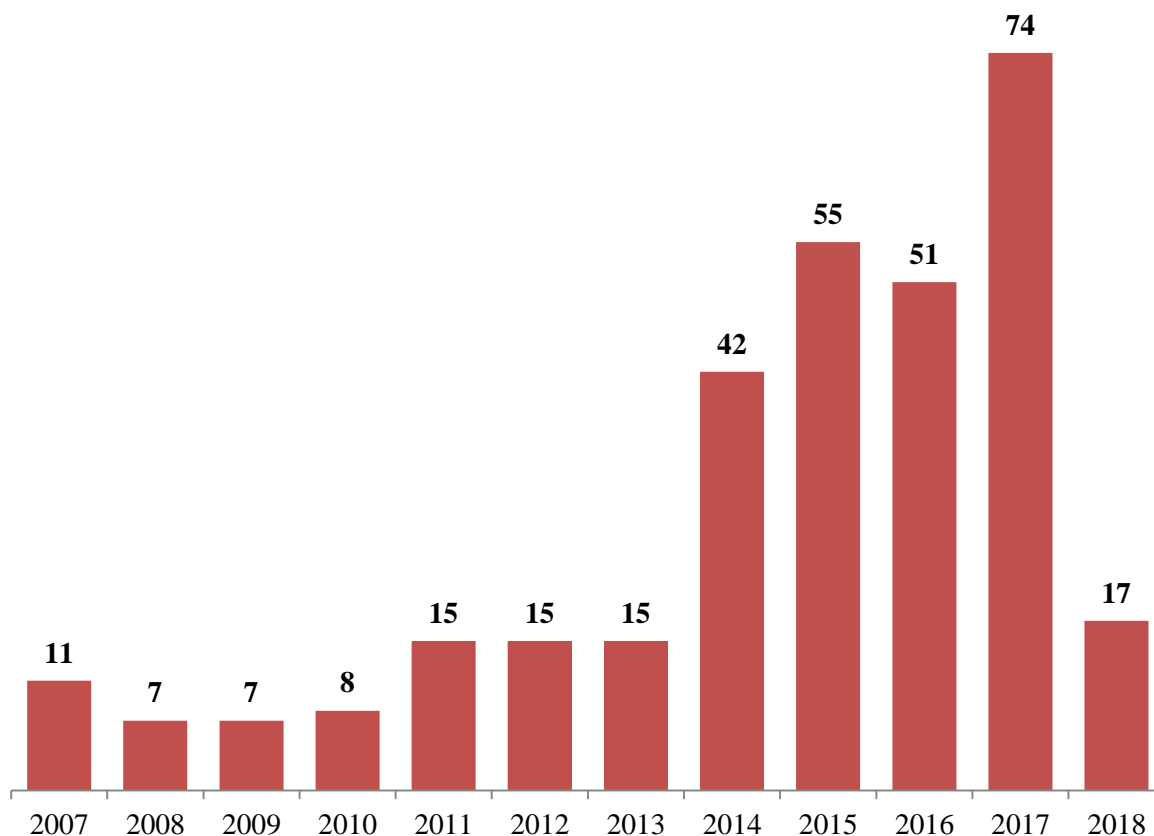
During the last decade as shown below, the Centre has organized over **317 statistical activities** including **256 StatCaB programmes** (i.e., **216 short-term statistics courses**, **27 study visits** and **13 technical missions**), **55 international workshops** and **6 OIC Statistical Commission sessions** with the participation of thousands of experts from the NSOs of OIC member countries.



¹ Despite the regular reminders sent, 15 NSOs of the OIC Member Countries – including *Algeria, Bahrain, Burkina Faso, Cote d’Ivoire, Gambia, Guinea, Guinea-Bissau, Guyana, Kyrgyzstan, Lebanon, Morocco, Nigeria, Tunisia, Turkmenistan, and Uzbekistan* – have not yet communicated their survey responses.



Number of Statistical Activities, by Year, 2007-April 2018



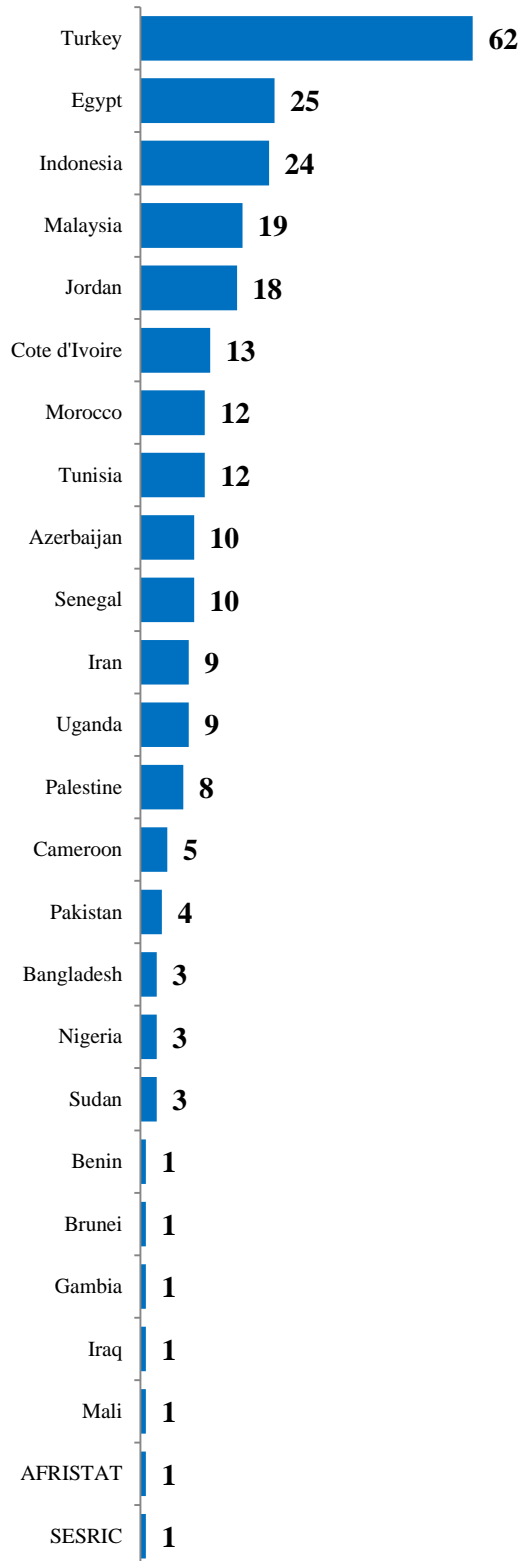
48 OIC member countries and 1 organisation benefitted from the **256 short-term statistical courses, technical missions, and study visits** between 2007 and April 2018. These activities facilitated by SESRIC could not have been realized without the generous support of 23 OIC member countries and 2 organisations since 2007.

The top ten countries contributed to StatCaB since 2007 are Turkey (62), Egypt (25), Indonesia (24), Malaysia (19), Jordan (18), Cote d'Ivoire (13), Morocco (12), Tunisia (12), Azerbaijan (10) and Senegal (10).

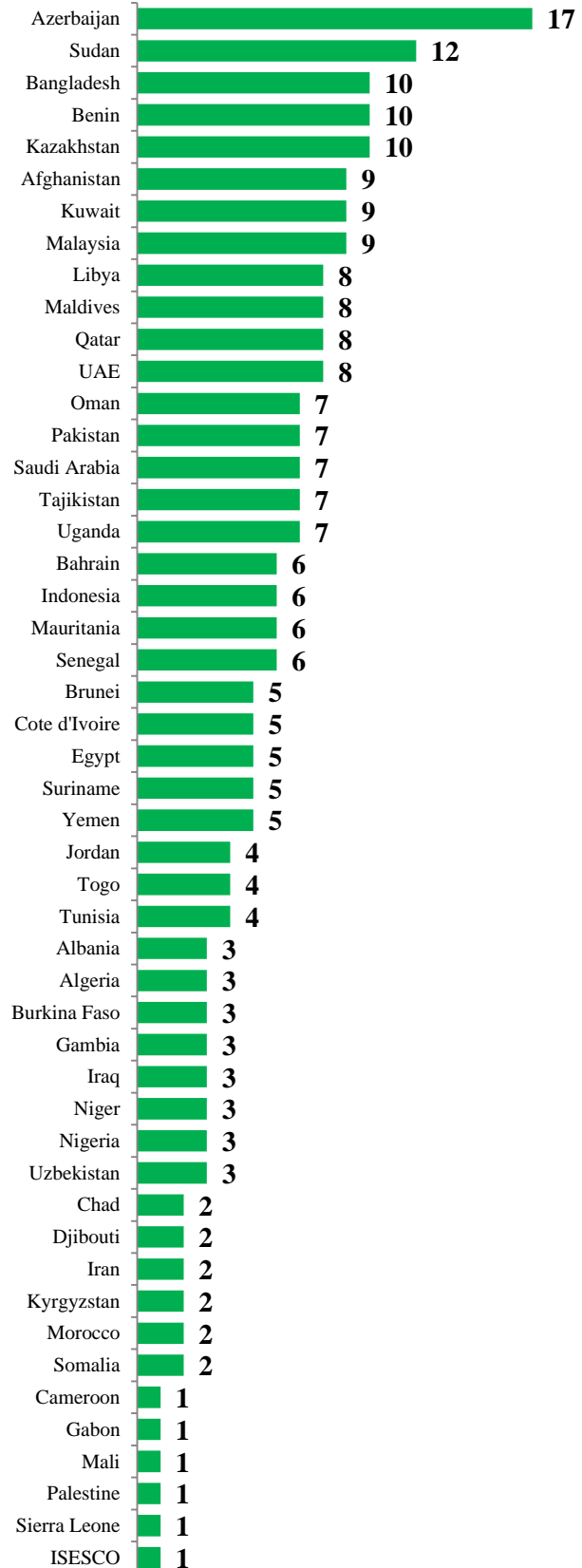
From the beneficiary perspective, Azerbaijan (17), Sudan (12), Bangladesh (10), Benin, (10), Kazakhstan (10), Afghanistan (9), Kuwait (9), Malaysia (9), Libya (8) and Maldives (8) are the top ten countries benefitted from StatCaB since 2007.

Also in 2017, the first-ever statistical activities in the forms of short-term courses facilitated by SESRIC were benefitted to 3 OIC member countries including *Gabon, Iran, Palestine* and 1 international organisation, namely *ISESCO* based in Chad.

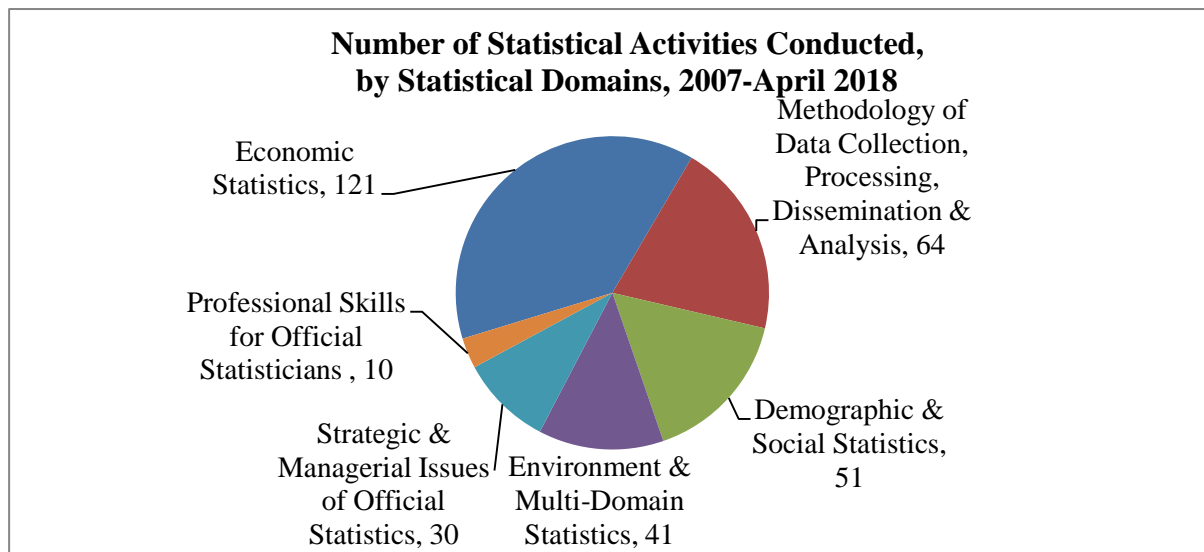
Number of StatCaB Programs Conducted, by Provider, 2007-April 2018



Number of StatCaB Programs Conducted, by Beneficiary, 2007-April 2018

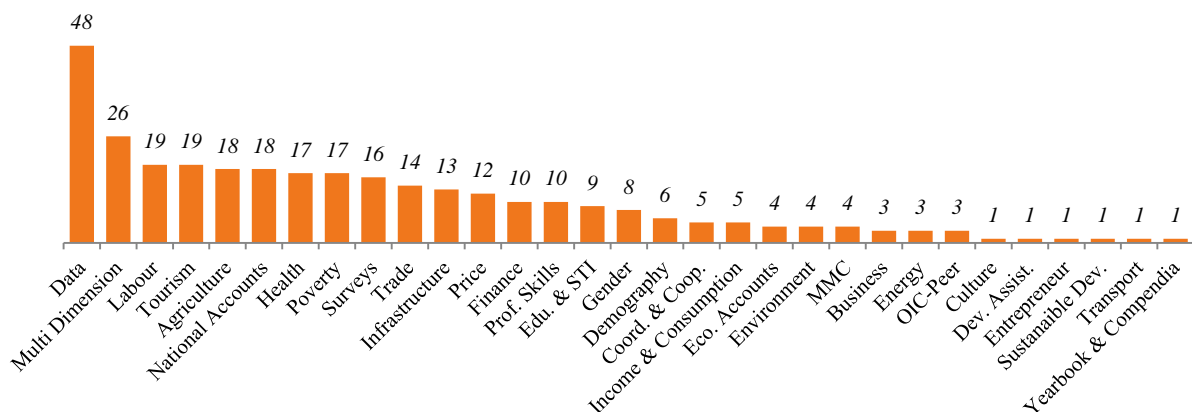


Analyzing the breakdown of the 317 statistical activities conducted between 2007 and April 2018, 121 (38%) of activities are related to economic statistics while 64 (20%) of programs are on methodology of data collection, processing, dissemination and analysis. Demographic and social statistics is the third domain with 51 activities accounting for 16% of all activities. Environment and multi-domain statistics is another domain where more than 41 (13%) activities had been conducted. Related to the managerial sides of official statistics, in total 40 activities were realized of which 30 (9%) of them were on strategic and managerial issues of official statistics and 10 (3%) aimed towards improving professional skills for official statisticians.



The breakdown of the 317 statistical activities conducted between 2007 and April 2018 by theme shows that the top of list hosts 48 data related activities (15%), 26 multi-dimensional statistical activities (8%), 19 labour statistics (6%), 19 tourism statistics (6%), 18 agriculture statistics (6%), 18 national accounts (6%), 17 health statistics (5%), 17 poverty statistics (5%), 16 activities related to surveys (5%), 14 trade statistics (4%) and 13 activities related to statistics on infrastructure (4%).

Number of Statistical Activities Conducted, by Theme, 2007-April 2018



During the period between second week of November 2016 (after the Sixth Session of OIC-StatCom) and end week of April 2018, a total of **99 statistical activities** were conducted by SESRIC. Of those, 65 of them were short-term statistics courses, 18 of them were study visits, 5 of them were technical mission, and 11 of them were international workshops.

In total around 1,800 participants from 31 OIC member countries and 1 international organisation benefited from SESRIC statistical activities provided by 22 OIC member countries and 10 international organisations.

Table 1. Beneficiary Countries and International Agencies of the SESRIC Statistical Activities (Second Week of November 2016 – End Week of April 2018)

Afghanistan	Indonesia	Nigeria	Yemen
Albania	Iran	Oman	AITRS
Algeria	Iraq	Pakistan	CDC FOUNDATION
Azerbaijan	Jordan	Palestine	ECO-RCC-FS
Bahrain	Kazakhstan	Qatar	FAO-SEC
Bangladesh	Kuwait	Saudi Arabia	GCC-STAT
Benin	Kyrgyzstan	Senegal	IDB
Brunei	Lebanon	Somalia	ISESCO Chad
Cameroon	Libya	Sudan	UN
Chad	Malaysia	Suriname	UNESCWA
Cote d'Ivoire	Maldives	Tajikistan	UNSD
Djibouti	Mali	Togo	WFP
Egypt	Mauritania	Tunisia	WHO
Gabon	Morocco	Turkey	WHO-EMRO
Gambia	Mozambique	UAE	YESILAY
Guyana	Niger	Uganda	

Table 2. Provider Countries and Partner International Agencies of the SESRIC Statistical Activities (Second Week of November 2016 – End Week of April 2018)

Azerbaijan	Iran	Palestine	Eurostat
Bangladesh	Iraq	Senegal	FAO
Brunei	Jordan	Sudan	ILO
Cameroon	Malaysia	Tunisia	ISESCO
Cote d'Ivoire	Mali	Turkey	OPHI
Egypt	Morocco	Uganda	OECD
Gambia	Nigeria	African Union Commission	PARIS21
Indonesia	Pakistan	CDC Foundation	WHO

The details of the activities of the Centre in the field of statistics during the period under consideration are as follows:

A. STATISTICS COURSES

No	Beneficiary	Provider	Year	Start Date	End Date	Title
1	Bangladesh	Uganda	2016	21-Nov	24-Nov	Environment Statistics
2	Azerbaijan	Turkey	2016	21-Nov	22-Nov	Inbound Tourism Statistics
3	Azerbaijan	Turkey	2016	23-Nov	24-Nov	Outbound Tourism Statistics
4	Bangladesh	Indonesia	2016	28-Nov	30-Nov	Government Finance, Fiscal and Public Sector Statistics
5	Kazakhstan	Azerbaijan	2016	28-Nov	30-Nov	Information Society Statistics
6	Sudan	Egypt	2016	28-Nov	1-Dec	Transport Statistics
7	Benin	Cameroon	2016	29-Nov	2-Dec	International Trade Statistics
8	Brunei	Indonesia	2016	6-Dec	8-Dec	Government Finance, Fiscal and Public Sector Statistics
9	Sudan	Palestine	2016	25-Dec	29-Dec	Health Statistics
10	Bangladesh	Iran	2017	8-Jan	11-Jan	Banking, Insurance, and Financial Statistics
11	Afghanistan	Iran	2017	8-Jan	10-Jan	International Trade Statistics
12	Djibouti	Morocco	2017	17-Jan	18-Jan	Gender Statistics
13	Bangladesh	Indonesia	2017	29-Jan	31-Jan	Gender Statistics
14	Benin	Cote d'Ivoire	2017	31-Jan	3-Feb	Agriculture Statistics
15	Suriname	Malaysia	2017	14-Feb	16-Feb	Tourism Satellite Accounts
16	Chad	Cote d'Ivoire	2017	27-Feb	1-Mar	Agriculture Statistics
17	Indonesia	Turkey	2017	6-Mar	7-Mar	Labour Cost Statistics
18	Gabon	Cote d'Ivoire	2017	13-Mar	14-Mar	Community Outreach Through Social Media for National Statistics Offices
19	Qatar	Turkey	2017	20-Mar	22-Mar	Environment Statistics
20	Benin	Senegal	2017	28-Mar	30-Mar	Population and Migration Statistics
21	Algeria	Cote d'Ivoire	2017	18-Apr	20-Apr	Agriculture Statistics
22	ISESCO Chad	Sudan	2017	2-May	4-May	Education Statistics
23	Tunisia	Jordan	2017	2-May	4-May	Agricultural Censuses

No	Beneficiary	Provider	Year	Start Date	End Date	Title
24	Benin	Mali	2017	16-May	18-May	Living Conditions and Poverty Statistics
25	Sudan	Egypt	2017	2-Jul	4-Jul	Energy Statistics
26	Maldives	Bangladesh	2017	9-Jul	10-Jul	Health Statistics
27	Benin	Cote d'Ivoire	2017	18-Jul	20-Jul	Gender Statistics
28	Mauritania	Tunisia	2017	18-Jul	20-Jul	Health Statistics
29	Brunei	Bangladesh	2017	18-Jul	20-Jul	Price Statistics
30	Cote d'Ivoire	Tunisia	2017	25-Jul	27-Jul	Social Protection Statistics
31	Iran	Indonesia	2017	7-Aug	9-Aug	Population and Migration Statistics
32	Uganda	Nigeria	2017	9-Aug	10-Aug	Transport Statistics
33	Uganda	Gambia	2017	15-Aug	17-Aug	Business Statistics
34	Brunei	Indonesia	2017	22-Aug	24-Aug	Population and Housing Censuses; Registers of Population, Dwellings and Buildings
35	Malaysia	Indonesia	2017	22-Aug	24-Aug	Health Statistics
36	Indonesia	Malaysia	2017	28-Aug	29-Aug	International Trade Statistics
37	Pakistan	Malaysia	2017	11-Sep	13-Sep	Education Statistics
38	Kazakhstan	Turkey	2017	18-Sep	20-Sep	Entrepreneurship Statistics
39	Pakistan	Indonesia	2017	18-Sep	20-Sep	Health Statistics
40	Benin	Cameroon	2017	26-Sep	28-Sep	Metadata
41	Azerbaijan	Turkey	2017	3-Oct	5-Oct	Transport Statistics
42	Suriname	Turkey	2017	5-Oct	6-Oct	Business Surveys
43	Pakistan	Malaysia	2017	9-Oct	11-Oct	International Trade Statistics
44	Maldives	Indonesia	2017	10-Oct	12-Oct	Agricultural Censuses & Registers
45	Suriname	Uganda	2017	23-Oct	25-Oct	Household Surveys
46	Tajikistan	Azerbaijan	2017	13-Nov	15-Nov	Price Statistics
47	Kuwait	Malaysia	2017	20-Nov	22-Nov	Foreign Investment Survey
48	Benin	Cote d'Ivoire	2017	4-Dec	6-Dec	Statistical Confidentiality and Disclosure Protection
49	Kuwait	Turkey	2017	11-Dec	13-Dec	Development of Dissemination Methods
50	Pakistan	Uganda	2017	13-Dec	15-Dec	Coordination of International Statistical Work
51	Pakistan	Malaysia	2017	18-Dec	20-Dec	Economic Accounts

No	Beneficiary	Provider	Year	Start Date	End Date	Title
52	Albania	Egypt	2017	19-Dec	21-Dec	Geographic Information Systems (GIS)
53	UAE	Malaysia	2017	19-Dec	21-Dec	Labour Statistics
54	Sudan	Iraq	2017	25-Dec	27-Dec	Construction Statistics
55	Saudi Arabia	Egypt	2018	28-Jan	30-Jan	Data Analysis
56	Azerbaijan	Iran	2018	5-Feb	7-Feb	Energy Statistics
57	Mauritania	Senegal	2018	6-Feb	8-Feb	Labour Statistics
58	Oman	Egypt	2018	13-Feb	15-Feb	Data Analysis
59	Oman	Malaysia	2018	6-Mar	8-Mar	Sustainable Development Statistics
60	Malaysia	Indonesia	2018	20-Mar	22-Mar	Income and Consumption Statistics
61	Benin	Cote d'Ivoire	2018	20-Mar	22-Mar	Income and Consumption Statistics
62	Sudan	Egypt	2018	25-Mar	27-Mar	International Trade Statistics
63	Maldives	Pakistan	2018	25-Mar	27-Mar	Data Analysis
64	Kuwait	Indonesia	2018	27-Mar	28-Mar	Infographics
65	Maldives	Indonesia	2018	15-Apr	18-Apr	Gender Statistics

B. STUDY VISITS

No	Beneficiary	Provider	Year	Start Date	End Date	Title
1	Morocco	Jordan	2017	24-Apr	26-Apr	Environment Statistics
2	Tunisia	Jordan	2017	10-Jul	12-Jul	Agricultural Censuses
3	Indonesia	Turkey	2017	17-Jul	19-Jul	Banking, Insurance, Financial Statistics
4	Iraq	Jordan	2017	17-Jul	19-Jul	Price Statistics
5	Uganda	Turkey	2017	1-Aug	3-Aug	Government Finance, Fiscal and Public Sector Statistics
6	Palestine	Turkey	2017	14-Aug	17-Aug	Agriculture Statistics
7	Libya	Tunisia	2017	19-Sep	21-Sep	Income and Consumption Statistics
8	Iran	Turkey	2017	25-Oct	27-Oct	Classifications
9	Libya	Egypt	2017	13-Nov	14-Nov	Price Statistics
10	Libya	Sudan	2017	20-Nov	22-Nov	Gender Statistics
11	Kazakhstan	Turkey	2017	21-Nov	23-Nov	Tourism Statistics

No	Beneficiary	Provider	Year	Start Date	End Date	Title
12	Azerbaijan	Turkey	2017	7-Dec	8-Dec	Metadata
13	Libya	Egypt	2017	19-Dec	21-Dec	Energy Statistics
14	Libya	Jordan	2017	26-Dec	28-Dec	Population and Housing Censuses; Registers of Population, Dwellings and Buildings
15	Saudi Arabia	Brunei	2018	23-Jan	24-Jan	Labour Statistics
16	Saudi Arabia	Malaysia	2018	29-Jan	30-Jan	Population and Migration Statistics
17	Oman	Turkey	2018	7-Feb	8-Feb	Metadata
18	Saudi Arabia	Indonesia	2018	13-Feb	14-Feb	Education Statistics

C. TECHNICAL MISSIONS

No	Beneficiary	Provider	Year	Start Date	End Date	Title
1	Cote d'Ivoire	Cameroon	2017	1-Aug	3-Aug	International Trade Statistics
2	Bahrain	Jordan	2017	11-Sep	12-Sep	International Statistical Classifications
3	Bahrain	Jordan	2017	13-Sep	14-Sep	International Standard Classification of Occupations
4	Malaysia	Egypt	2017	13-Dec	15-Dec	Mining, Manufacturing, Construction Statistics
5	Sudan	Palestine	2018	14-Jan	16-Jan	Labour Statistics

D. WORKSHOPS

No	Venue	Partners	Year	Start Date	End Date	Title
1	Ankara, Turkey	SESRIC, ISESCO	2016	29-Nov	30-Nov	EDUSTAT: The Impact of Post-2015 Development Agenda on Education Statistics
2	Ankara, Turkey	SESRIC, FAO	2017	22-Feb	23-Feb	FIES: Workshop on 'Monitoring Food Security in the Context of 2030 Sustainable Development Agenda'
3	New York, USA	SESRIC	2017	8-Mar	8-Mar	UNSC: Meeting of the Delegates of the National Statistical Offices of the OIC Member Countries

No	Venue	Partners	Year	Start Date	End Date	Title
4	Marrakesh, Morocco	SESRIC, OPHI	2017	3-Jul	15-Jul	OPHI Summer School on 'Multidimensional Poverty Measurement & Analysis' on 3-15 July 2017 in Morocco
5	Ankara, Turkey	SESRIC, OECD	2017	12-Jul	13-Jul	ODA: Workshop on 'Development Finance Statistics'
6	Ankara, Turkey	SESRIC, CDC-F, WHO	2017	16-Aug	17-Aug	TQS: Workshop on Data Analysis and Dissemination
7	Muğla, Turkey	SESRIC	2017	24-Sep	24-Sep	IBFSTAT: Consultative Meeting on Developing Islamic Finance Industry Database for OIC Member Countries
8	Muscat, Oman	SESRIC, ILO	2017	9-Oct	11-Oct	ILO: Regional Meeting of Labour Statisticians in preparation for the 20th ICLS
9	Ankara, Turkey	SESRIC, FAO	2017	14-Nov	15-Nov	FIES: Second Workshop on 'Monitoring Food Security in the Context of 2030 Sustainable Development Agenda'
10	Ankara, Turkey	SESRIC, Eurostat, PARIS21, African Union Commission	2017	19-Dec	20-Dec	OIC-PEER: Workshop on Peer Review Mechanism for National Statistical Offices in OIC Member Countries
11	New York, USA	SESRIC	2018	8-Mar	8-Mar	UNSC: Meeting with the Delegates of National Statistical Offices of OIC Member Countries

2 Way Forward

Based on the interactions with the NSOs of the OIC Member Countries during the current period, the following changes / amendments are planned for the upcoming period:

- Collection of the biannual survey through an online form instead of Excel files;
- More statistical sub-activities to be asked in the biannual survey as broader items of the Classification of Statistical Activities (CSA – Revision 1, Oct. 2009) taxonomy sometimes oversee the activities sought and/or to be provided;
- The received StatCaB materials will be uploaded into SESRIC e-Learning platform (<http://www.oicstatcom.org/study-materials.php>).



- Organisational processes will start with the Terms of Reference to be provided by the beneficiary countries after the matching of the countries with needs and capacities for the related statistical;
- Increase the number of OIC Member Countries to provide activities under the StatCaB Programme;
- Responding more to the on-demand requests of the NSOs of the OIC Member Countries.
- Organising longer study visits and courses; and
- Bring about more synergies in statistical capacity development with the regional agencies; such as, GCC-STAT, UNESCWA, for the benefit of the OIC Member Countries.